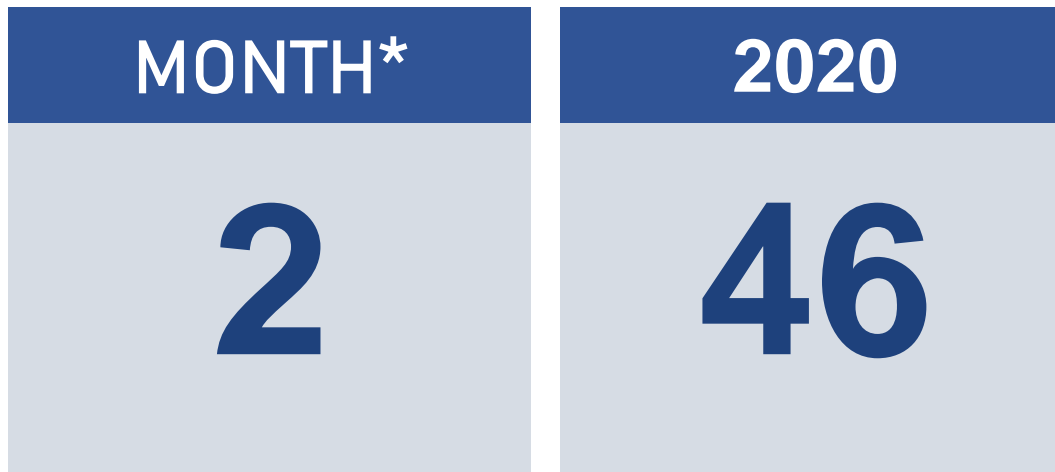


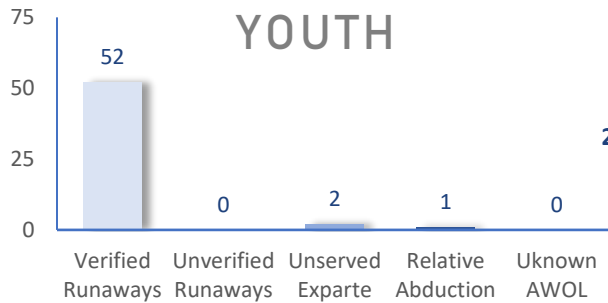
The following statistics show the status and demographics of absent Kansas foster youth and track DCF's successful recovery efforts.

## RECOVERED YOUTH

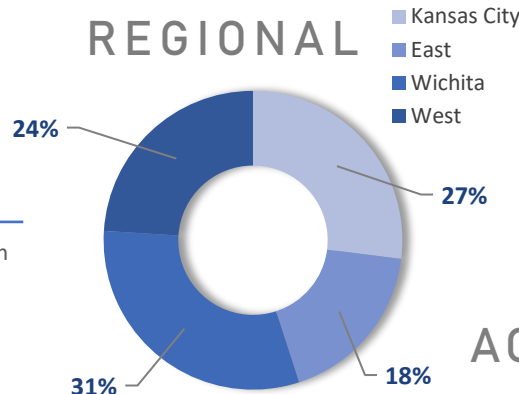


\*A youth may be recovered more than once per month.

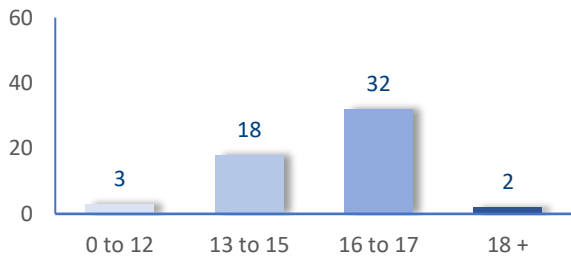
## CURRENT AWOL YOUTH



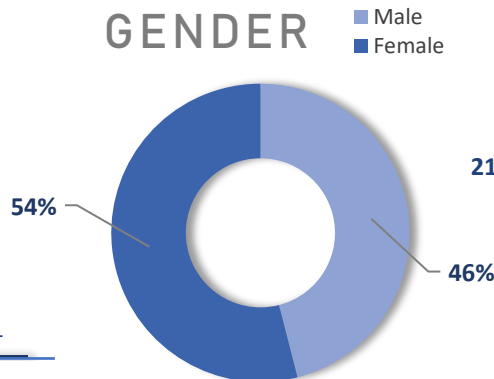
## REGIONAL



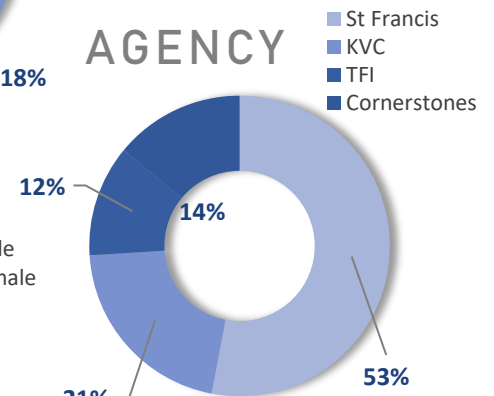
## AGE



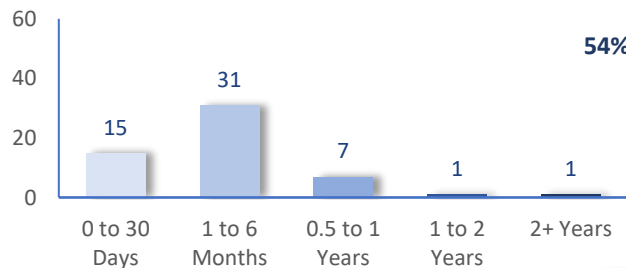
## GENDER



## AGENCY



## TIME



## DAILY AWOL YOUTH

# 2020

November		December		January		February	
DATE	# AWOL	DATE	# AWOL	DATE	# AWOL	DATE	# AWOL
1	64	2	54	2	56	3	55
4	59	3	54	3	50	4	
5	62	4	55	6	52	5	
6	64	5	56	7	54	6	
7	63	6	54	8	50	7	
8	62	9	56	9	47	10	
12	61	10	56	10	47	11	
13	61	11	56	13	54	12	
14	60	12	58	14	53	13	
15	59	13	57	15	54	14	
18	60	16	52	16	53	17	
19	61	17	52	17	53	18	
20	61	18	52	20	53	19	
21	61	19	50	21	49	20	
22	61	20	51	22	47	21	
25	61	23	51	23	49	24	
26	60	24	50	24	50	25	
27	58	26	50	27	54	26	
		27	53	28	52	27	
		30	54	29	53	28	
		31	52	30	53		
				31	55		