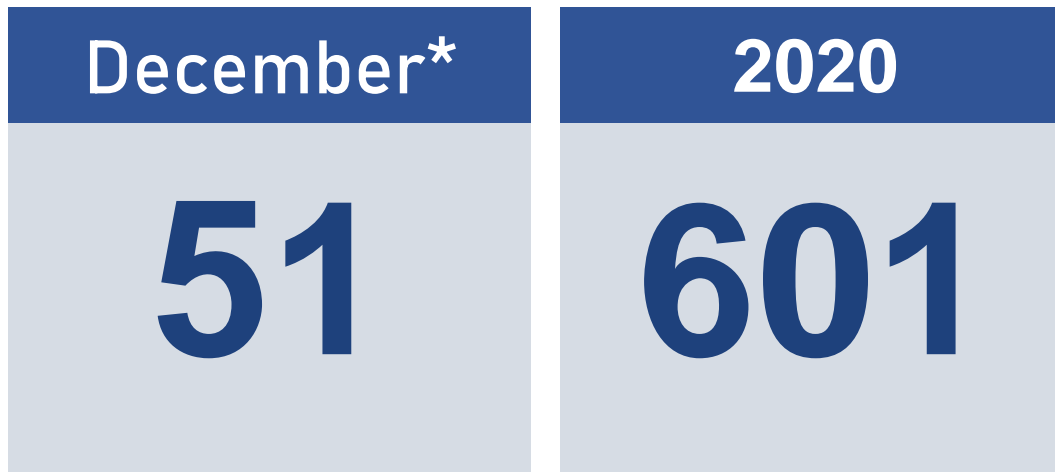


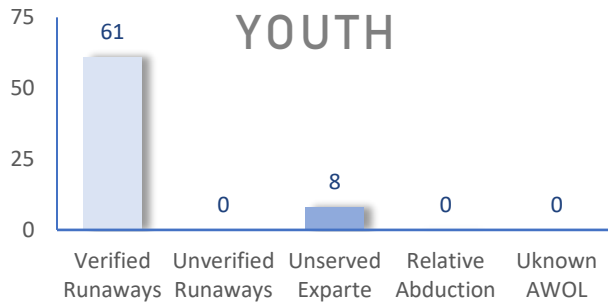
The following statistics show the status and demographics of absent Kansas foster youth and track DCF's successful recovery efforts.

## RECOVERED YOUTH

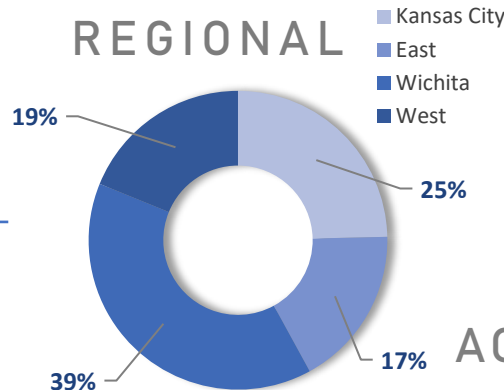


\*A youth may be recovered more than once per month.

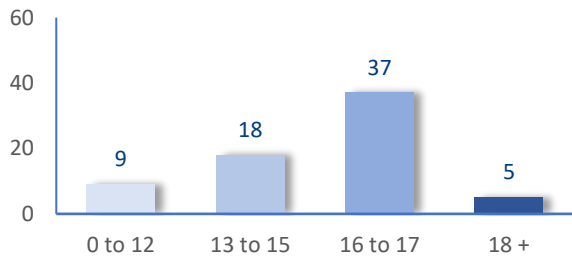
## CURRENT AWOL YOUTH



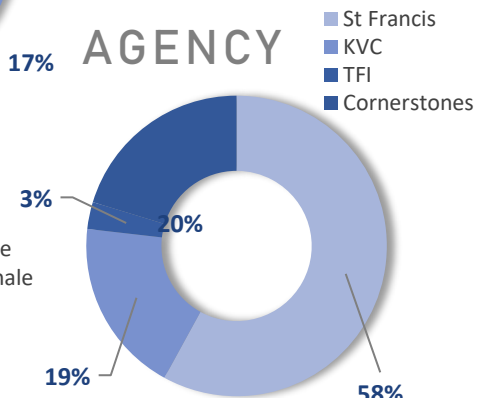
## REGIONAL



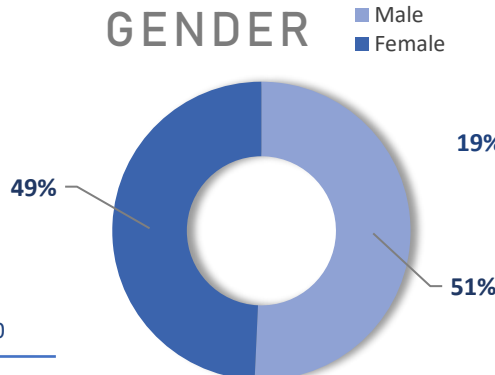
## AGE



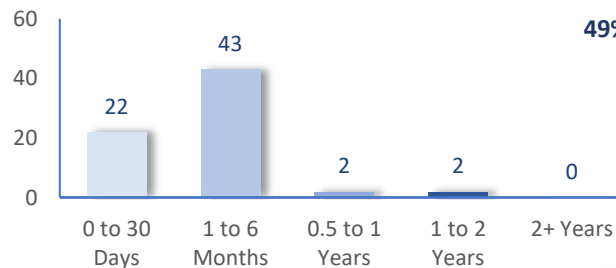
## AGENCY



## GENDER



## TIME



## DAILY AWOL YOUTH

# 2020

September		October		November		December	
DATE	# AWOL	DATE	# AWOL	DATE	# AWOL	DATE	# AWOL
1	63	1	67	2	77	1	71
2	63	2	66	3	78	2	68
3	63	5	62	4	71	3	70
4	63	6	61	5	71	4	72
8	66	7	67	6	77	#REF!	#REF!
9	65	8	70	9	74	7	73
10	64	9	69	10	74	8	71
11	64	12	70	11		9	71
14	64	13	70	12	77	10	71
15	64	14	69	13	80	11	77
16	62	15	73	16	77	14	79
17	63	16	73	17	76	15	77
18	59	19	75	18	75	16	77
21	61	20	69	19	74	17	73
22	63	21	72	20	71	18	76
23	59	22	75	23	70	21	71
24	63	23	75	24	70	22	74
25	64	26	72	25	70	23	75
28	62	27	73	26		28	68
29	60	28	68	27		29	69
30	64	29	71	30	70	30	
		30	71			31	