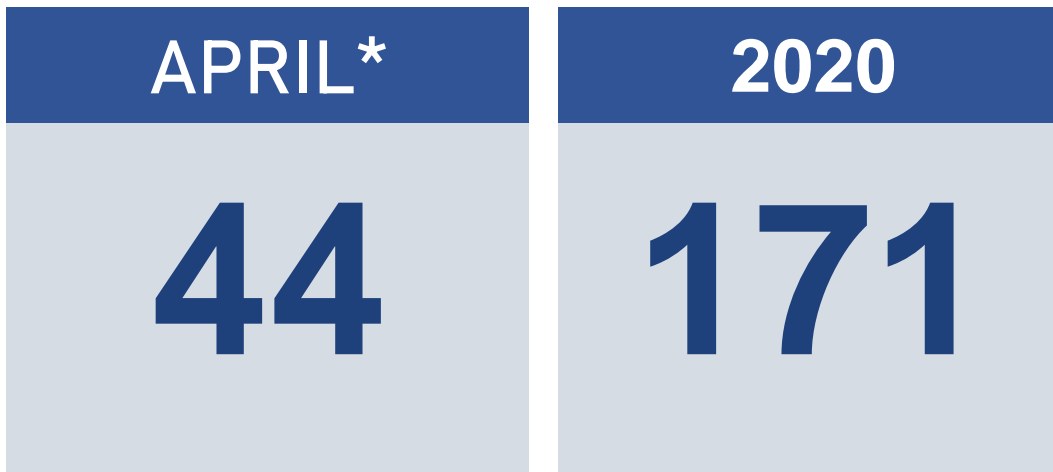


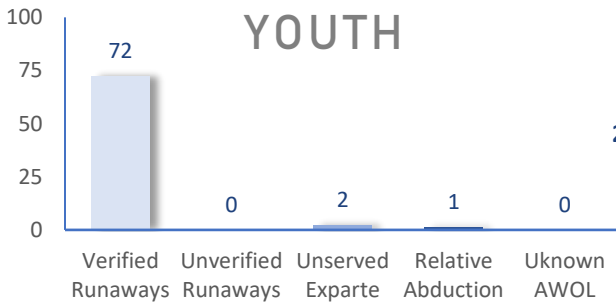
The following statistics show the status and demographics of absent Kansas foster youth and track DCF's successful recovery efforts.

## RECOVERED YOUTH

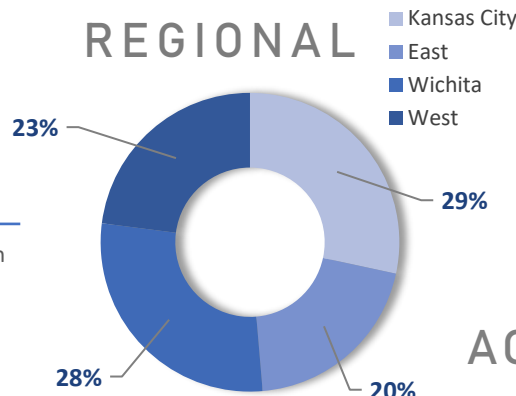


\*A youth may be recovered more than once per month.

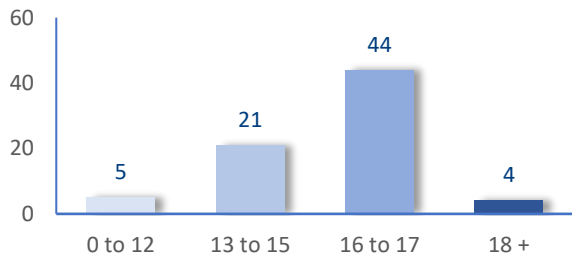
## CURRENT AWOL YOUTH



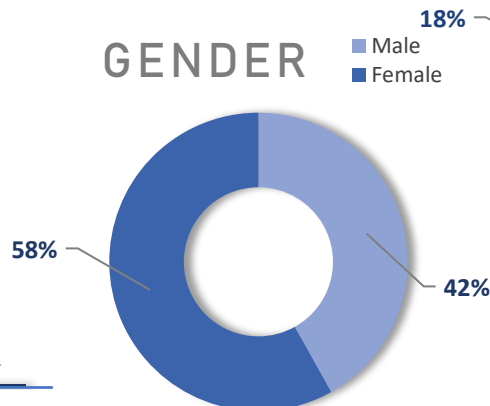
## REGIONAL



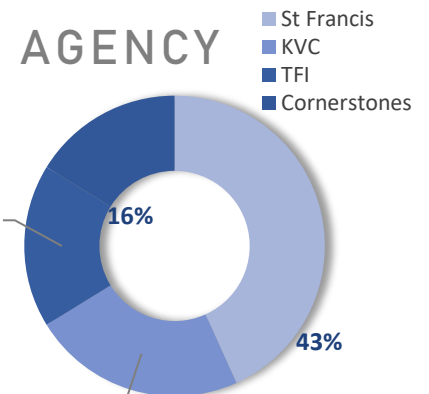
## AGE



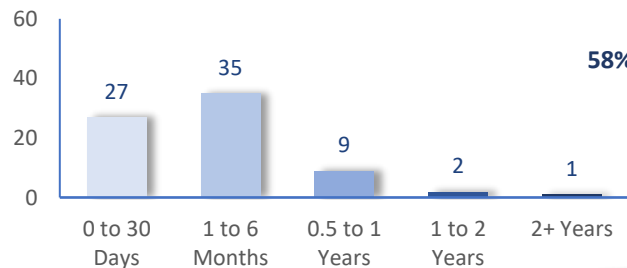
## GENDER



## AGENCY



## TIME



## DAILY AWOL YOUTH

# 2020

February		March		April		May	
DATE	# AWOL	DATE	# AWOL	DATE	# AWOL	DATE	# AWOL
3	55	2	50	1	62	1	
4	55	3	53	2	63	2	
5	54	4	60	3	68	3	
6	54	5	62	6	70	6	
7	54	6	61	7	73	7	
10	54	9	58	8	70	8	
11	54	10	56	9	69	9	
12	54	11	58	10	72	10	
13	54	12	56	13	75	13	
14	54	13	60	14	73	14	
17	51	16	60	15	73	15	
18	52	17	58	16	72	16	
19	54	18	60	17	72	17	
20	53	19	60	20	73	20	
21	54	20	63	21	72	21	
24	54	23	63	22	73	22	
25	54	24	63	23	76	23	
26	53	25	63	24	71	24	
27	50	26	63	27	68	28	
28	49	27	63	28	74	29	
		30	62	29	75	30	
31	55	31	65	30	74	31	