

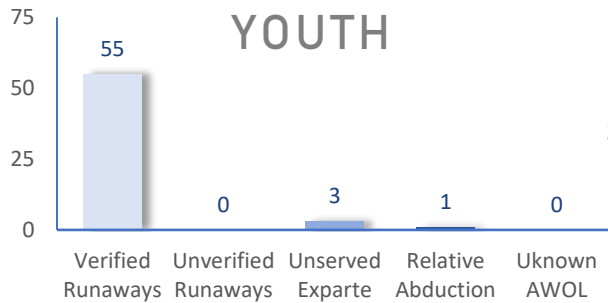
The following statistics show the status and demographics of absent Kansas foster youth and track DCF's successful recovery efforts.

RECOVERED YOUTH

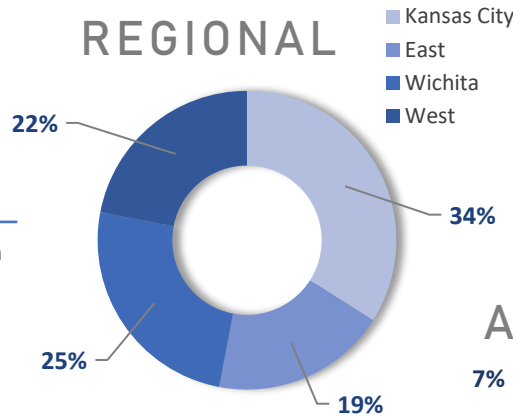


*A youth may be recovered more than once per month.

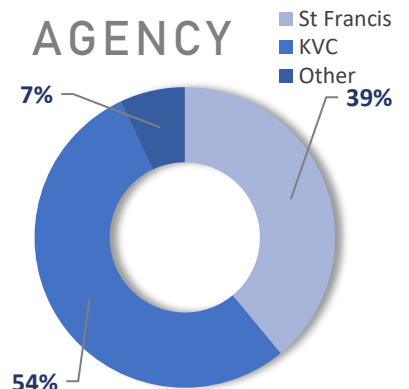
CURRENT AWOL YOUTH



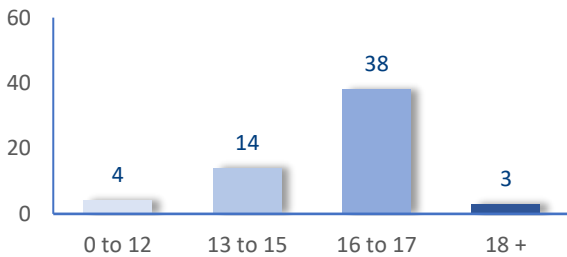
REGIONAL



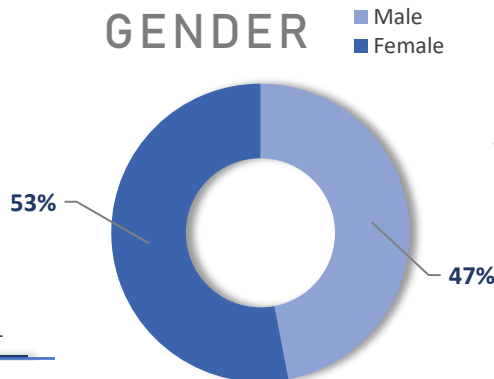
AGENCY



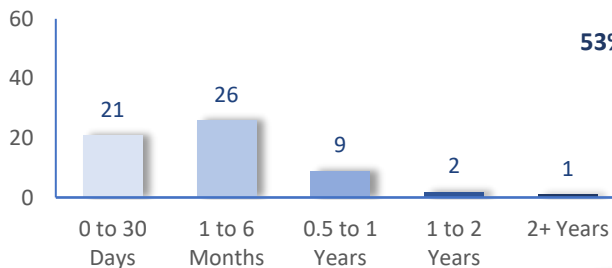
AGE



GENDER



TIME



DAILY AWOL YOUTH

2019

June		July		August		September	
DATE	# AWOL	DATE	# AWOL	DATE	# AWOL	DATE	# AWOL
3	82	1	60	1	56	3	55
4	80	2	59	2	54	4	57
5	80	3	60	5	52	5	57
6	84	5	59	6	53	6	54
7	84	8	58	7	54	9	52
10	83	9	56	8	54	10	54
11	82	10	59	9	54	11	59
12	78	11	61	12	53	12	
13	76	12	62	13	51	13	
14	77	15	60	14	52	14	
17	74	16	59	15	54	17	
18	71	17	60	16	54	18	
19	70	18	58	19	55	19	
20	67	19	58	20	52	20	
21	67	22	56	21	52	23	
24	66	23	58	22	53	24	
25	65	24	59	23	56	25	
26	65	25	56	26	60	26	
27	64	26	56	27	60	27	
28	60	29	53	28	57	30	
30		30	54	29	51		
31	83	31	54	30	53		