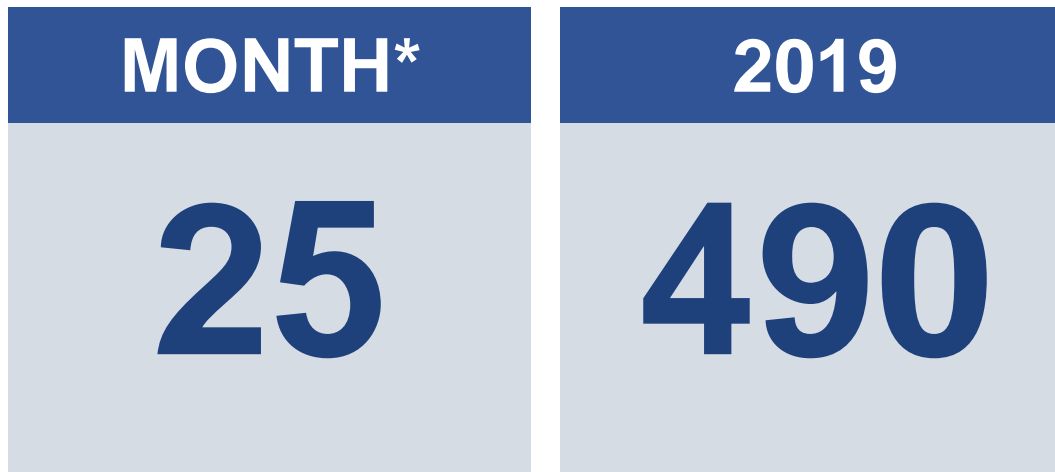


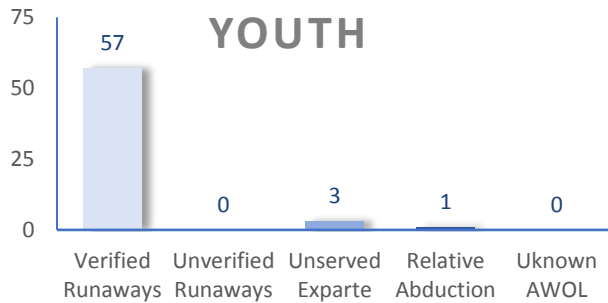
The following statistics show the status and demographics of absent Kansas foster youth and track DCF's successful recovery efforts.

## RECOVERED YOUTH

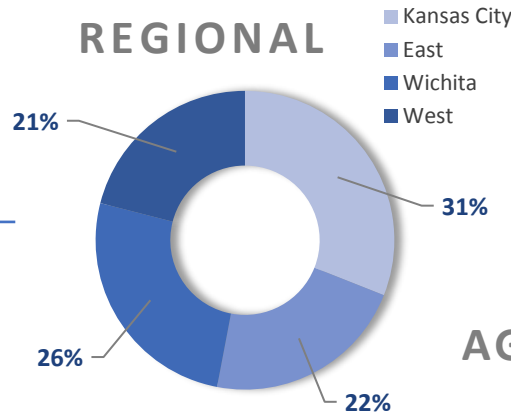


\*A youth may be recovered more than once per month.

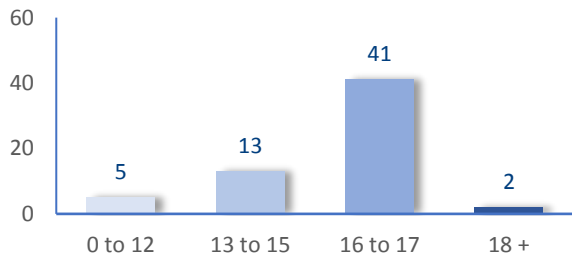
## CURRENT AWOL YOUTH



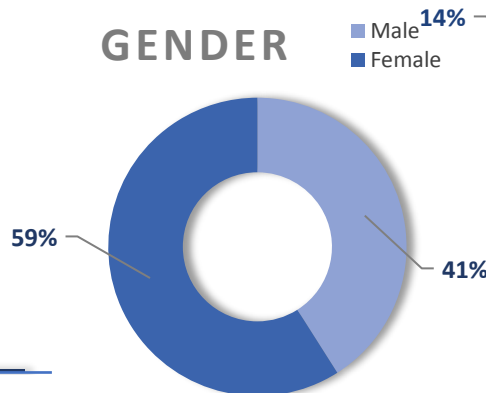
## REGIONAL



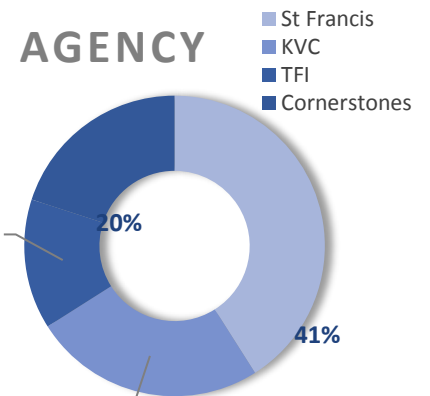
## AGE



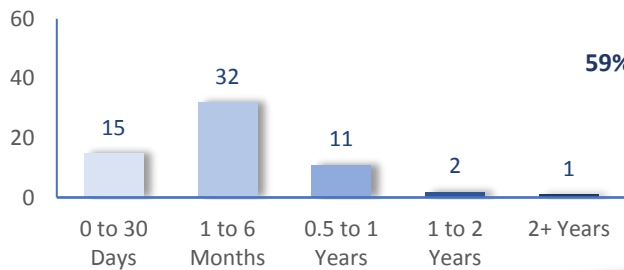
## GENDER



## AGENCY



## TIME



## DAILY AWOL YOUTH

# 2019

July		August		September		October	
DATE	# AWOL	DATE	# AWOL	DATE	# AWOL	DATE	# AWOL
1	60	1	56	3	55	1	56
2	59	2	54	4	57	2	55
3	60	5	52	5	57	3	52
5	59	6	53	6	54	4	52
8	58	7	54	9	52	7	51
9	56	8	54	10	54	8	56
10	59	9	54	11	59	9	54
11	61	12	53	12	57	10	58
12	62	13	51	13	56	11	54
15	60	14	52	14	53	14	53
16	59	15	54	17	54	15	55
17	60	16	54	18	54	16	57
18	58	19	55	19	56	17	57
19	58	20	52	20	54	18	60
22	56	21	52	23	52	21	62
23	58	22	53	24	54	22	61
24	59	23	56	25	53	23	61
25	56	26	60	26	52	24	61
26	56	27	60	27	55	25	
29	53	28	57	30	55	28	
30	54	29	51			29	
31	54	30	53			30	
						31	