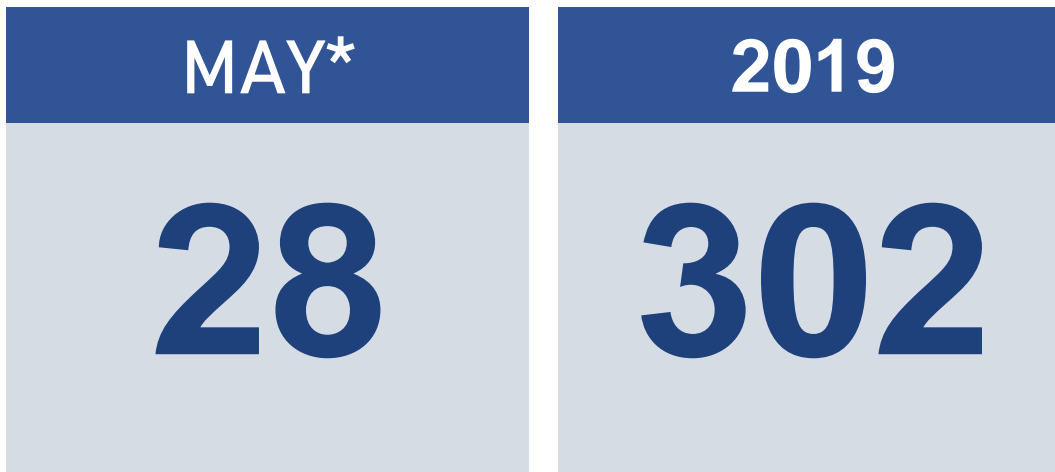


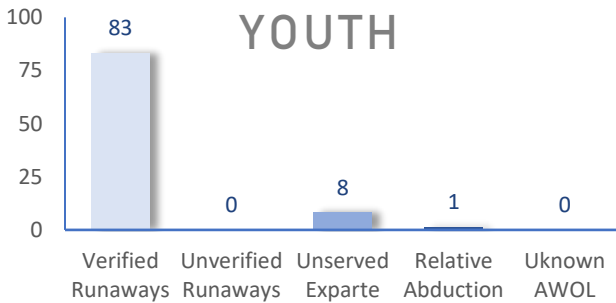
The following statistics show the status and demographics of absent Kansas foster youth and track DCF's successful recovery efforts.

## RECOVERED YOUTH

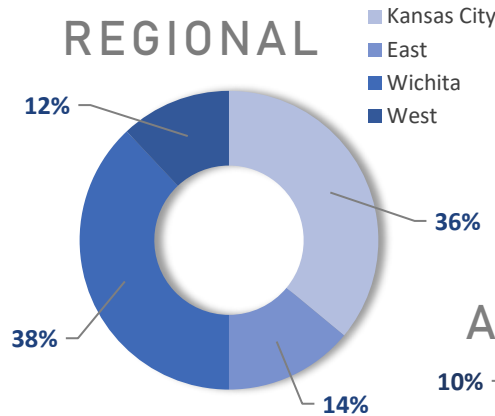


\*A youth may be recovered more than once per month.

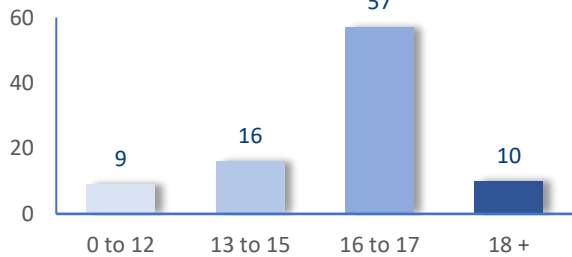
## CURRENT AWOL YOUTH



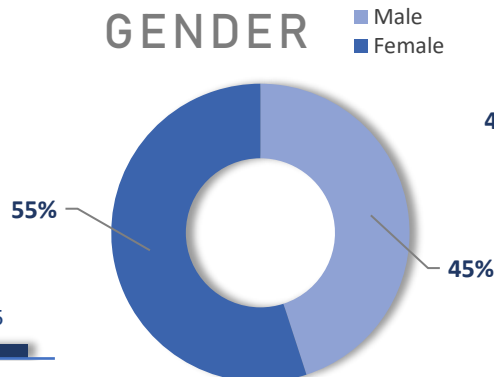
## REGIONAL



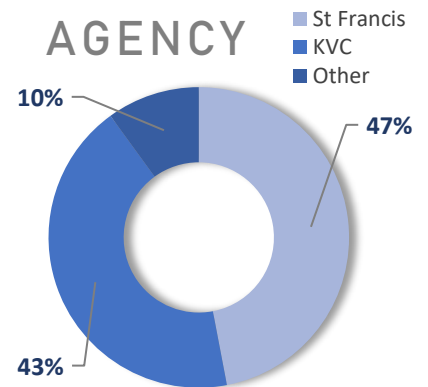
## AGE



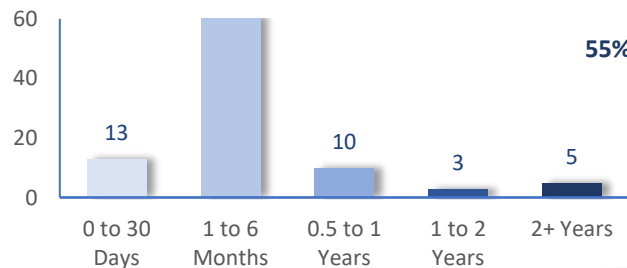
## GENDER



## AGENCY



## TIME



## DAILY AWOL YOUTH

# 2019

FEBRUARY		MARCH		APRIL		MAY	
DATE	# AWOL	DATE	# AWOL	DATE	# AWOL	DATE	# AWOL
1	82	1	70	1	77	1	94
5	84	4	70	2	80	2	95
6	83	5	69	3	81	3	93
8	80	6	73	4	88	6	91
11	86	7	74	5	85	7	95
12	83	8	76	8	83	8	95
13	84	11	73	9	83	9	97
14	83	12	70	10	83	10	96
15	81	13	72	11	87	13	96
18	84	14	74	12	88	14	94
19	85	15	72	15	87	15	95
20	84	18	72	16	89	16	94
21	80	19	71	17	93	17	92
22	80	20	71	18	94	20	91
25	80	21	71	19	94	21	91
26	76	22	72	22	95	22	91
27	76	25	70	23	97	23	91
28	75	26	70	24	95	24	91
		27	73	25	94	28	92
		28	76	26	93	29	
		29	77	29	94	30	
				30		31	