

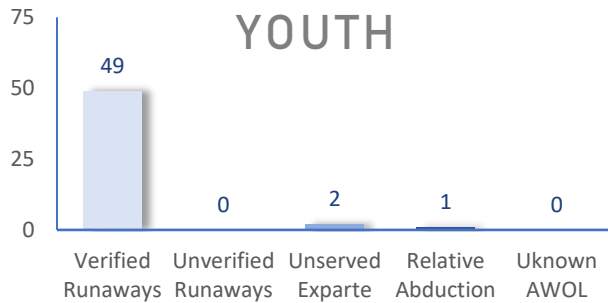
The following statistics show the status and demographics of absent Kansas foster youth and track DCF's successful recovery efforts.

RECOVERED YOUTH

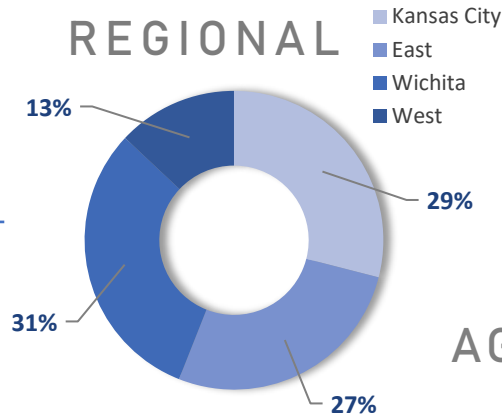


*A youth may be recovered more than once per month.

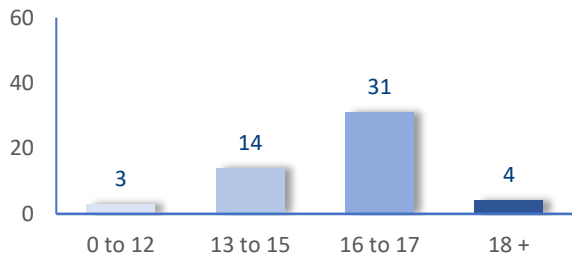
CURRENT AWOL YOUTH



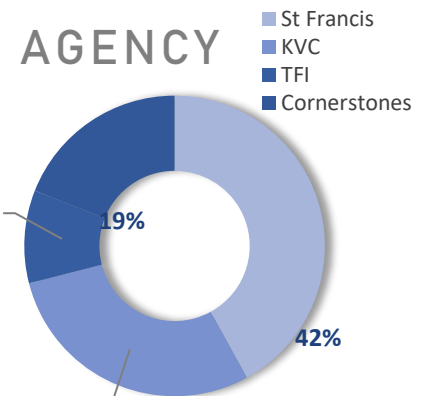
REGIONAL



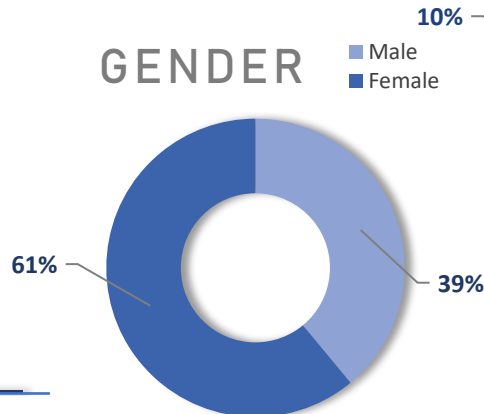
AGE



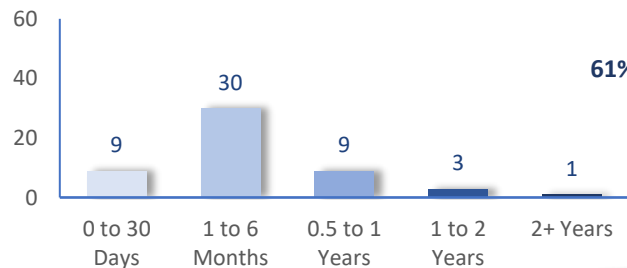
AGENCY



GENDER



TIME



DAILY AWOL YOUTH

2019

| September | | October | | November | | December | |
|-----------|--------|---------|--------|----------|--------|----------|--------|
| DATE | # AWOL | DATE | # AWOL | DATE | # AWOL | DATE | # AWOL |
| 3 | 55 | 1 | 56 | 1 | 64 | 2 | 54 |
| 4 | 57 | 2 | 55 | 4 | 59 | 3 | 54 |
| 5 | 57 | 3 | 52 | 5 | 62 | 4 | 55 |
| 6 | 54 | 4 | 52 | 6 | 64 | 5 | 56 |
| 9 | 52 | 7 | 51 | 7 | 63 | 6 | 54 |
| 10 | 54 | 8 | 56 | 8 | 62 | 9 | 56 |
| 11 | 59 | 9 | 54 | 12 | 61 | 10 | 56 |
| 12 | 57 | 10 | 58 | 13 | 61 | 11 | 56 |
| 13 | 56 | 11 | 54 | 14 | 60 | 12 | 58 |
| 14 | 53 | 14 | 53 | 15 | 59 | 13 | 57 |
| 17 | 54 | 15 | 55 | 18 | 60 | 16 | 52 |
| 18 | 54 | 16 | 57 | 19 | 61 | 17 | 52 |
| 19 | 56 | 17 | 57 | 20 | 61 | 18 | 52 |
| 20 | 54 | 18 | 60 | 21 | 61 | 19 | 50 |
| 23 | 52 | 21 | 62 | 22 | 61 | 20 | 51 |
| 24 | 54 | 22 | 61 | 25 | 61 | 23 | 51 |
| 25 | 53 | 23 | 61 | 26 | 60 | 24 | 50 |
| 26 | 52 | 24 | 61 | 27 | 58 | 26 | 50 |
| 27 | 55 | 25 | 59 | | | 27 | 53 |
| 30 | 55 | 28 | 62 | | | 30 | 54 |
| | | 29 | 63 | | | 31 | 52 |
| | | 30 | 63 | | | | |
| | | 31 | 64 | | | | |