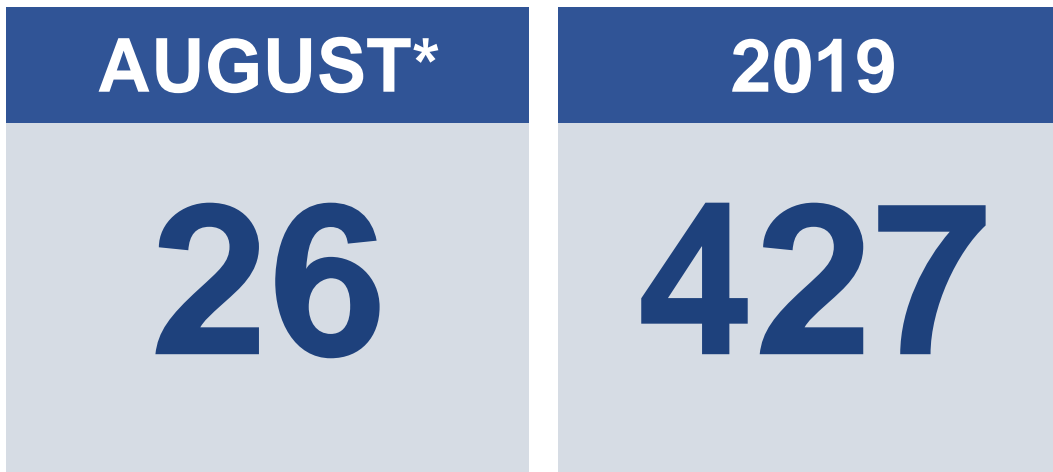


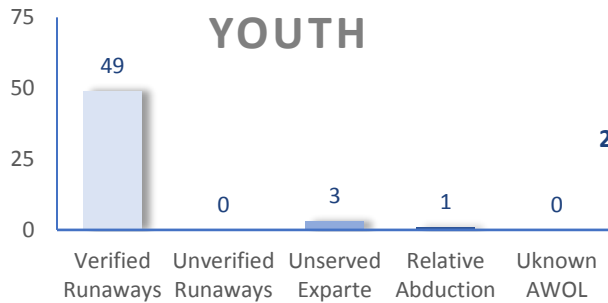
The following statistics show the status and demographics of absent Kansas foster youth and track DCF's successful recovery efforts.

## RECOVERED YOUTH

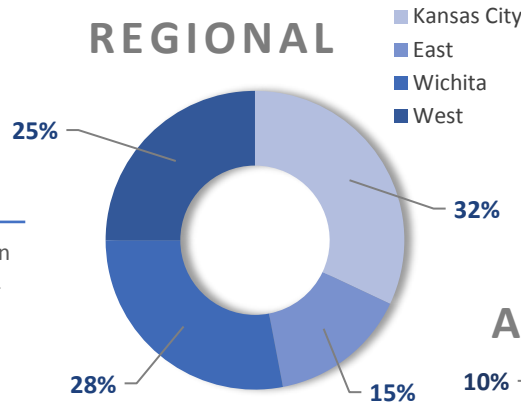


\*A youth may be recovered more than once per month.

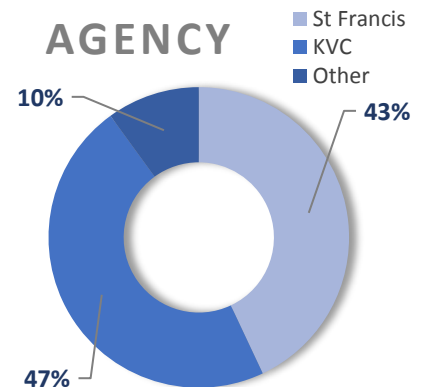
## CURRENT AWOL YOUTH



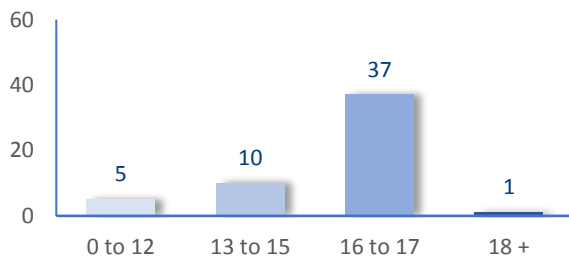
## REGIONAL



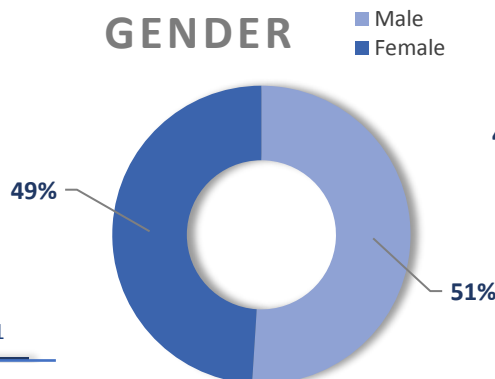
## AGENCY



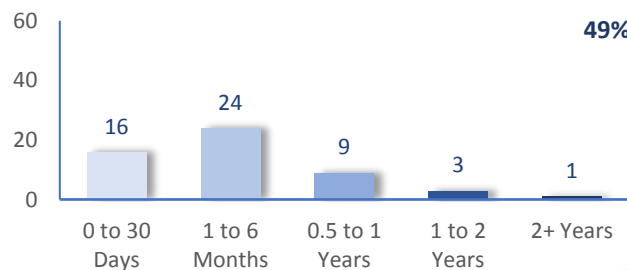
## AGE



## GENDER



## TIME



## DAILY AWOL YOUTH

# 2019

MAY		June		July		August	
DATE	# AWOL	DATE	# AWOL	DATE	# AWOL	DATE	# AWOL
1	94	3	82	1	60	1	56
2	95	4	80	2	59	2	54
3	93	5	80	3	60	5	52
6	91	6	84	5	59	6	53
7	95	7	84	8	58	7	54
8	95	10	83	9	56	8	54
9	97	11	82	10	59	9	54
10	96	12	78	11	61	12	53
13	96	13	76	12	62	13	51
14	94	14	77	15	60	14	52
15	95	17	74	16	59	15	54
16	94	18	71	17	60	16	54
17	92	19	70	18	58	19	55
20	91	20	67	19	58	20	52
21	91	21	67	22	56	21	52
22	91	24	66	23	58	22	53
23	91	25	65	24	59	23	
24	91	26	65	25	56	26	
28	92	27	64	26	56	27	
29	83	28	60	29	53	28	
30	84	30		30	54	29	
31	83	31	83	31	54	30	