

FOSTER CARE LICENSING DIVISION

Sign with a Digital ID

Choose the Digital ID that you want to use for signing: Refresh

 **Leslie Rannebeck** (Windows Digital ID)
Issued by: Leslie Rannebeck, Expires: 2023.11.01 View Details

? Configure New Digital ID Cancel Continue


If you have not created a Digital Signature you will need to do so by selecting **Configure New Digital ID**


Configure a Digital ID for signing


A Digital ID is required to create a digital signature. The most secure Digital ID are issued by trusted Certificate authorities and are based on secure devices like smart card or token. Some are based on files.

You can also create a new Digital ID, but they provide a low level of identity assurance.

Select the type of Digital ID:

 **Use a Signature Creation Device**
Configure a smart card or token connected to your computer

 **Use a Digital ID from a file**
Import an existing Digital ID that you have obtained as a file

 **Create a new Digital ID**
Create your self-signed Digital ID

? Cancel Continue

Select the bottom radio button: **Create a new Digital ID** and then continue

FOSTER CARE LICENSING DIVISION

Select the destination of the new Digital ID

Digital IDs are typically issued by trusted providers that assure the validity of the identity. Self-signed Digital ID may not provide the same level of assurance and may not be accepted in some use cases.

Consult with your recipients if this is an acceptable form of authentication.

Save to File
Save the Digital ID to a file in your computer

Save to Windows Certificate Store
Save the Digital ID to Windows Certificate Store to be shared with other applications

[?](#) [Back](#) [Continue](#)

Select where you want to save your Digital ID and then continue

Create a self-signed Digital ID

Enter the identity information to be used for creating the self-signed Digital ID.

Digital IDs that are self-signed by individuals do not provide the assurance that the identity information is valid. For this reason they may not be accepted in some use cases.

Name

Organizational Unit

Organization Name

Email Address

Country/Region

Key Algorithm

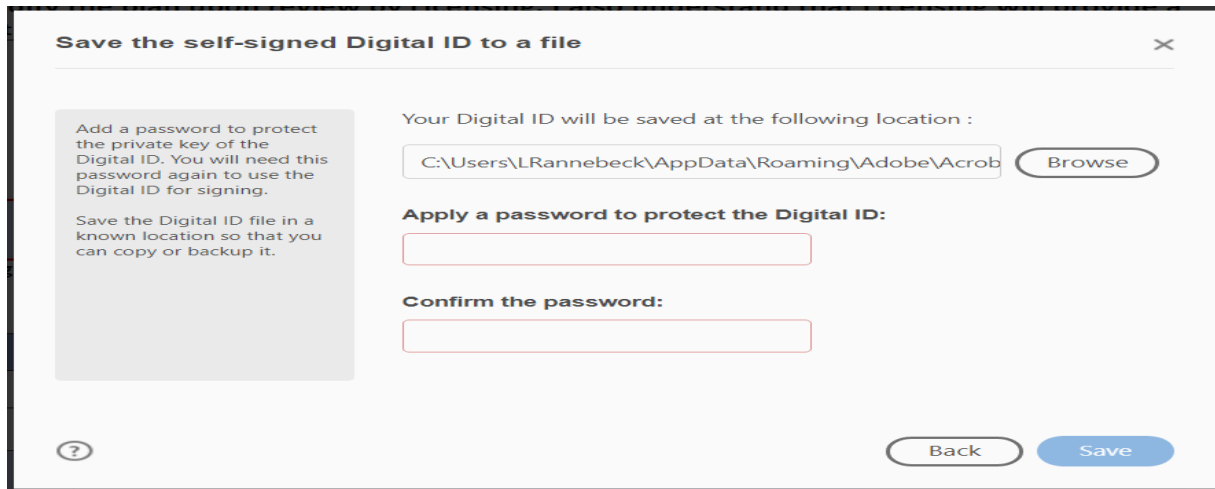
Use Digital ID for

Email address is not valid

[?](#) [Back](#) [Continue](#)

Complete the required Fields and select continue

FOSTER CARE LICENSING DIVISION



Create a password and select Save

You have successfully completed your Digital ID

Do not use the fill and sign option or the pen sign on these forms: use of these signature types disables the form for viewing the expanding fields.



Updated: 12-4-2020

When Emailing a document for additional signatures the following will need to occur:

The person receiving the document will need to open and save the document. Once the document has been saved, the document can be reopened and signed. You cannot sign the document without saving it first.