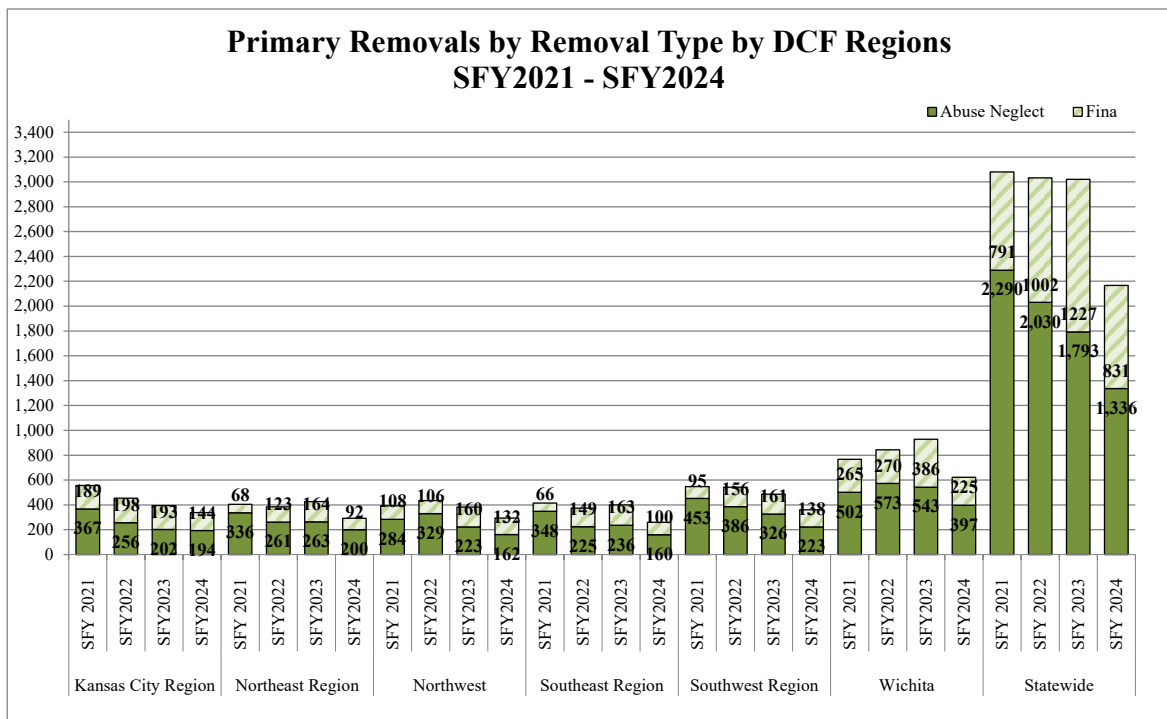
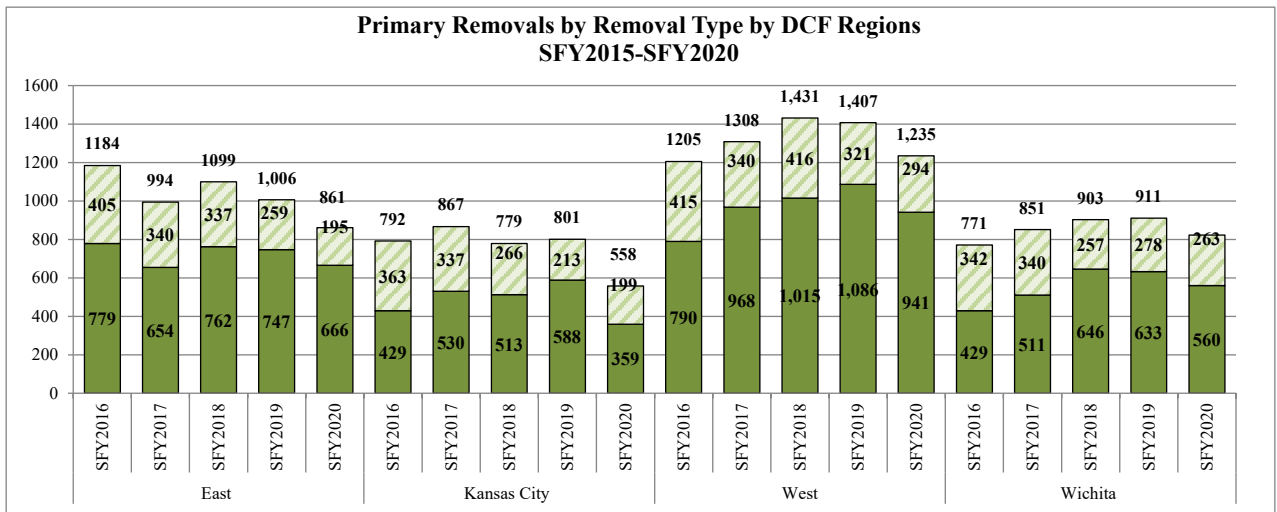
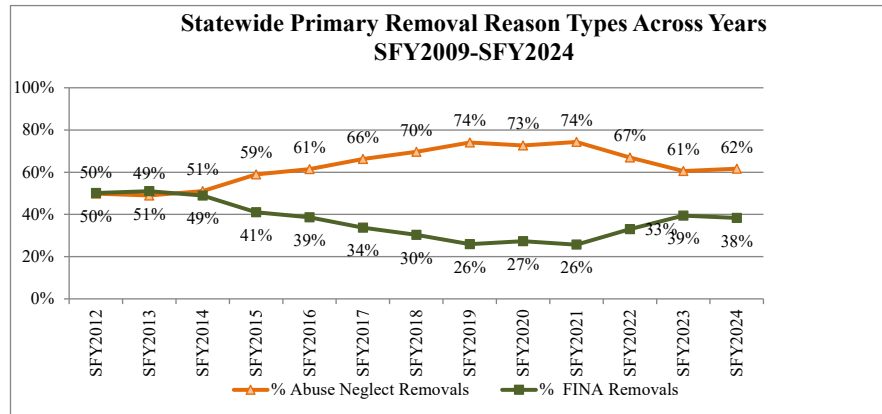


**Children Placed In Out of Home Placement by Primary Reason for Removal SFY2024**  
**Removed between 7/1/2023 and 4/30/2024**

Removal Category	Primary Removal Reason	Kansas City Region		Northeast Region		Northwest Region		Southeast Region		Southwest Region		Wichita Region		State Wide Totals	
		#	%	#	%	#	%	#	%	#	%	#	%	#	%
Abuse Neglect	Abandonment	10	3%	15	5%	9	3%	13	5%	11	3%	34	5%	92	4%
Abuse Neglect	Educational Neglect	3	1%	4	1%	1	0%	0	0%	2	1%	5	1%	15	1%
Abuse Neglect	Emotional Abuse	22	7%	29	10%	13	4%	24	9%	17	5%	32	5%	137	6%
Abuse Neglect	Failure To Thrive	0	0%	0	0%	0	0%	0	0%	0	0%	0	0%	0	0%
Abuse Neglect	Human Trafficking-Labor	1	0%	0	0%	0	0%	0	0%	3	1%	0	0%	4	0%
Abuse Neglect	Human Trafficking-Sex	0	0%	2	1%	0	0%	0	0%	0	0%	0	0%	2	0%
Abuse Neglect	Lack Of Supervision	32	9%	28	10%	42	14%	24	9%	45	12%	71	11%	242	11%
Abuse Neglect	Medical Neglect	15	4%	4	1%	2	1%	2	1%	6	2%	4	1%	33	2%
Abuse Neglect	Neglect	0	0%	0	0%	0	0%	0	0%	0	0%	0	0%	0	0%
Abuse Neglect	Physical Abuse	57	17%	30	10%	49	17%	49	19%	64	18%	136	22%	385	18%
Abuse Neglect	Physical Neglect	23	7%	54	18%	25	9%	31	12%	44	12%	62	10%	239	11%
Abuse Neglect	Sexual Abuse	27	8%	33	11%	13	4%	16	6%	30	8%	23	4%	142	7%
Abuse Neglect	Substance Affected Infant	4	1%	1	0%	8	3%	1	0%	1	0%	30	5%	45	2%
FINA	Alcohol Abuse Child	0	0%	0	0%	0	0%	0	0%	0	0%	0	0%	0	0%
FINA	Alcohol Abuse Parent	1	0%	0	0%	0	0%	1	0%	0	0%	0	0%	2	0%
FINA	Caretakers Inability to Cope	76	22%	42	14%	56	19%	29	11%	52	14%	82	13%	337	16%
FINA	Child's Behavior Problem	28	8%	14	5%	40	14%	19	7%	29	8%	28	5%	158	7%
FINA	Child's Disability	0	0%	0	0%	0	0%	0	0%	0	0%	0	0%	0	0%
FINA	Death of Parent's	1	0%	0	0%	2	1%	1	0%	0	0%	5	1%	9	0%
FINA	Domestic Violence	4	1%	0	0%	3	1%	0	0%	0	0%	6	1%	13	1%
FINA	Drug Abuse Child	1	0%	1	0%	2	1%	0	0%	1	0%	3	0%	8	0%
FINA	Drug Abuse Parent	18	5%	13	4%	12	4%	11	4%	30	8%	39	6%	123	6%
FINA	Inadequate Housing	1	0%	0	0%	0	0%	1	0%	0	0%	1	0%	3	0%
FINA	Incarceration of Parent's	1	0%	1	0%	4	1%	10	4%	0	0%	13	2%	29	1%
FINA	Infant Positive for Substances	2	1%	7	2%	0	0%	3	1%	6	2%	19	3%	37	2%
FINA	Methamphetamine use	9	3%	11	4%	3	1%	14	5%	0	0%	13	2%	50	2%
FINA	Parent Opioid Use	1	0%	0	0%	1	0%	1	0%	0	0%	3	0%	6	0%
FINA	Parent-Child Conflict	0	0%	0	0%	0	0%	0	0%	0	0%	0	0%	0	0%
FINA	Relinquishment	1	0%	1	0%	0	0%	0	0%	0	0%	0	0%	2	0%
FINA	Runaway	0	0%	0	0%	5	2%	2	1%	8	2%	10	2%	25	1%
FINA	Truancy	0	0%	2	1%	4	1%	8	3%	12	3%	3	0%	29	1%
Statewide Totals		338	100%	292	100%	294	100%	260	100%	361	100%	622	100%	2,167	100%
Abuse Neglect Totals		194	57%	200	68%	162	55%	160	62%	223	62%	397	64%	1,336	62%
FINA Totals		144	43%	92	32%	132	45%	100	38%	138	38%	225	36%	831	38%
Statewide Totals		338	100%	292	100%	294	100%	260	100%	361	100%	622	100%	2,167	100%

Data Source: FACTS



**Children Placed In Out of Home Placement by Primary Reason for Removal SFY2024  
Removed between 7/1/2023 and 4/30/2024**

Removal Category	Primary Removal Reason	Under 1		1 to 3		4 to 6		7 to 9		10 to 12		13 to 15		16 to 17		18 and Over		Statewide Totals	
		#	%	#	%	#	%	#	%	#	%	#	%	#	%	#	%	#	%
Abuse Neglect	Abandonment	11	4%	8	2%	8	3%	3	1%	6	2%	30	7%	26	11%	0	0%	92	4%
Abuse Neglect	Educational Neglect	0	0%	0	0%	0	0%	6	2%	8	3%	1	0%	0	0%	0	0%	15	1%
Abuse Neglect	Emotional Abuse	2	1%	9	3%	17	6%	31	11%	27	9%	32	8%	19	8%	0	0%	137	6%
Abuse Neglect	Failure To Thrive	0	0%	0	0%	0	0%	0	0%	0	0%	0	0%	0	0%	0	0%	0	0%
Abuse Neglect	Human Trafficking-Labor	0	0%	0	0%	0	0%	0	0%	0	0%	0	0%	4	2%	0	0%	4	0%
Abuse Neglect	Human Trafficking-Sex	0	0%	0	0%	0	0%	0	0%	0	0%	0	0%	2	1%	0	0%	2	0%
Abuse Neglect	Lack Of Supervision	27	10%	66	19%	50	16%	41	15%	21	7%	30	7%	7	3%	0	0%	242	11%
Abuse Neglect	Medical Neglect	3	1%	8	2%	3	1%	3	1%	7	2%	6	1%	3	1%	0	0%	33	2%
Abuse Neglect	Neglect	0	0%	0	0%	0	0%	0	0%	0	0%	0	0%	0	0%	0	0%	0	0%
Abuse Neglect	Physical Abuse	38	14%	63	18%	71	23%	51	19%	51	18%	78	18%	33	14%	0	0%	385	18%
Abuse Neglect	Physical Neglect	27	10%	61	17%	40	13%	34	12%	36	13%	22	5%	19	8%	0	0%	239	11%
Abuse Neglect	Sexual Abuse	5	2%	15	4%	24	8%	20	7%	32	11%	33	8%	13	5%	0	0%	142	7%
Abuse Neglect	Substance Affected Infant	30	11%	5	1%	6	2%	3	1%	1	0%	0	0%	0	0%	0	0%	45	2%
FINA	Alcohol Abuse Child	0	0%	0	0%	0	0%	0	0%	0	0%	0	0%	0	0%	0	0%	0	0%
FINA	Alcohol Abuse Parent	1	0%	1	0%	0	0%	0	0%	0	0%	0	0%	0	0%	0	0%	2	0%
FINA	Caretakers Inability to Cope	48	17%	56	16%	51	17%	43	16%	41	14%	61	14%	37	15%	0	0%	337	16%
FINA	Child's Behavior Problem	0	0%	1	0%	1	0%	5	2%	25	9%	76	18%	50	20%	0	0%	158	7%
FINA	Child's Disability	0	0%	0	0%	0	0%	0	0%	0	0%	0	0%	0	0%	0	0%	0	0%
FINA	Death of Parent's	3	1%	2	1%	3	1%	0	0%	1	0%	0	0%	0	0%	0	0%	9	0%
FINA	Domestic Violence	2	1%	3	1%	2	1%	1	0%	3	1%	1	0%	1	0%	0	0%	13	1%
FINA	Drug Abuse Child	0	0%	1	0%	0	0%	1	0%	0	0%	4	1%	2	1%	0	0%	8	0%
FINA	Drug Abuse Parent	31	11%	27	8%	18	6%	17	6%	11	4%	13	3%	6	2%	0	0%	123	6%
FINA	Inadequate Housing	1	0%	1	0%	0	0%	0	0%	0	0%	1	0%	0	0%	0	0%	3	0%
FINA	Incarceration of Parent's	2	1%	5	1%	2	1%	4	1%	7	2%	8	2%	1	0%	0	0%	29	1%
FINA	Infant Positive for Substances	26	9%	5	1%	1	0%	1	0%	2	1%	2	0%	0	0%	0	0%	37	2%
FINA	Methamphetamine use	16	6%	13	4%	9	3%	8	3%	1	0%	2	0%	1	0%	0	0%	50	2%
FINA	Parent Opioid Use	4	1%	2	1%	0	0%	0	0%	0	0%	0	0%	0	0%	0	0%	6	0%
FINA	Parent-Child Conflict	0	0%	0	0%	0	0%	0	0%	0	0%	0	0%	0	0%	0	0%	0	0%
FINA	Relinquishment	0	0%	0	0%	0	0%	0	0%	0	0%	1	0%	1	0%	0	0%	2	0%
FINA	Runaway	0	0%	0	0%	0	0%	0	0%	3	1%	12	3%	10	4%	0	0%	25	1%
FINA	Truancy	0	0%	0	0%	1	0%	3	1%	3	1%	13	3%	9	4%	0	0%	29	1%
	<b>Statewide Totals</b>	<b>277</b>	<b>100%</b>	<b>352</b>	<b>100%</b>	<b>307</b>	<b>100%</b>	<b>275</b>	<b>100%</b>	<b>286</b>	<b>100%</b>	<b>426</b>	<b>100%</b>	<b>244</b>	<b>100%</b>	<b>0</b>	<b>0%</b>	<b>2,167</b>	<b>100%</b>

Abuse Neglect Totals	143	52%	235	67%	219	71%	192	70%	189	66%	232	54%	126	52%	0	0%	1,336	62%
FINA Totals	134	48%	117	33%	88	29%	83	30%	97	34%	194	46%	118	48%	0	0%	831	38%
Statewide Totals	277	100%	352	100%	307	100%	275	100%	286	100%	426	100%	244	100%	0	0%	2,167	100%

Data Source: FACTS