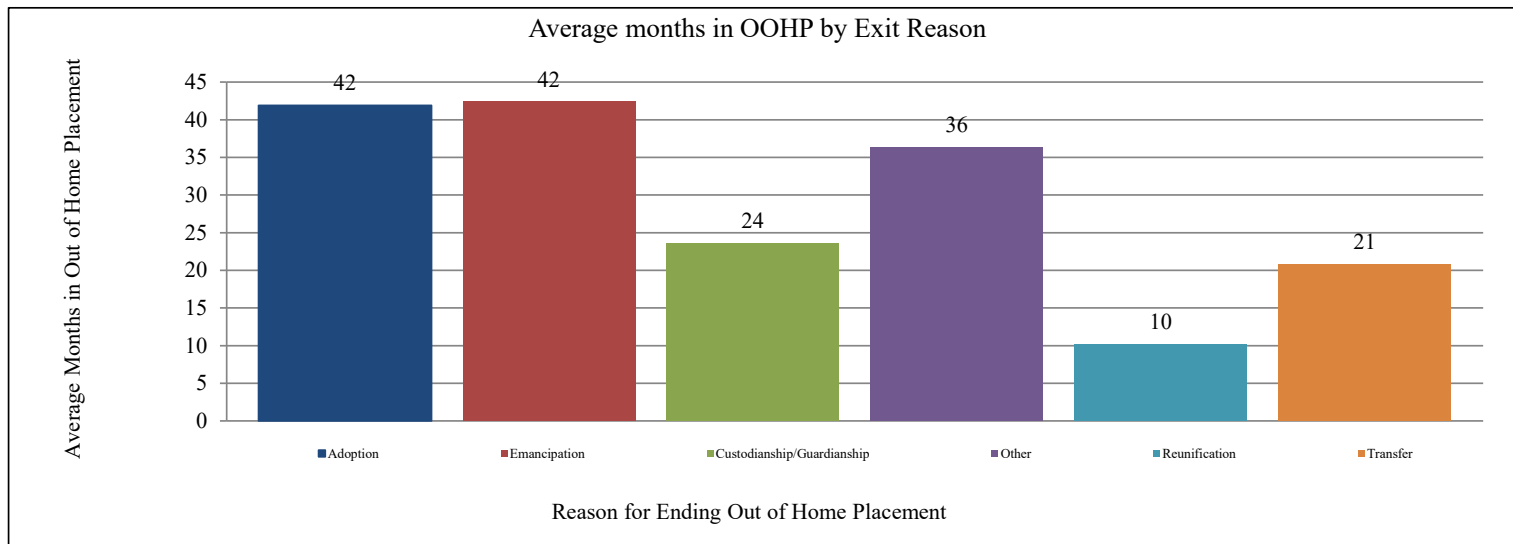




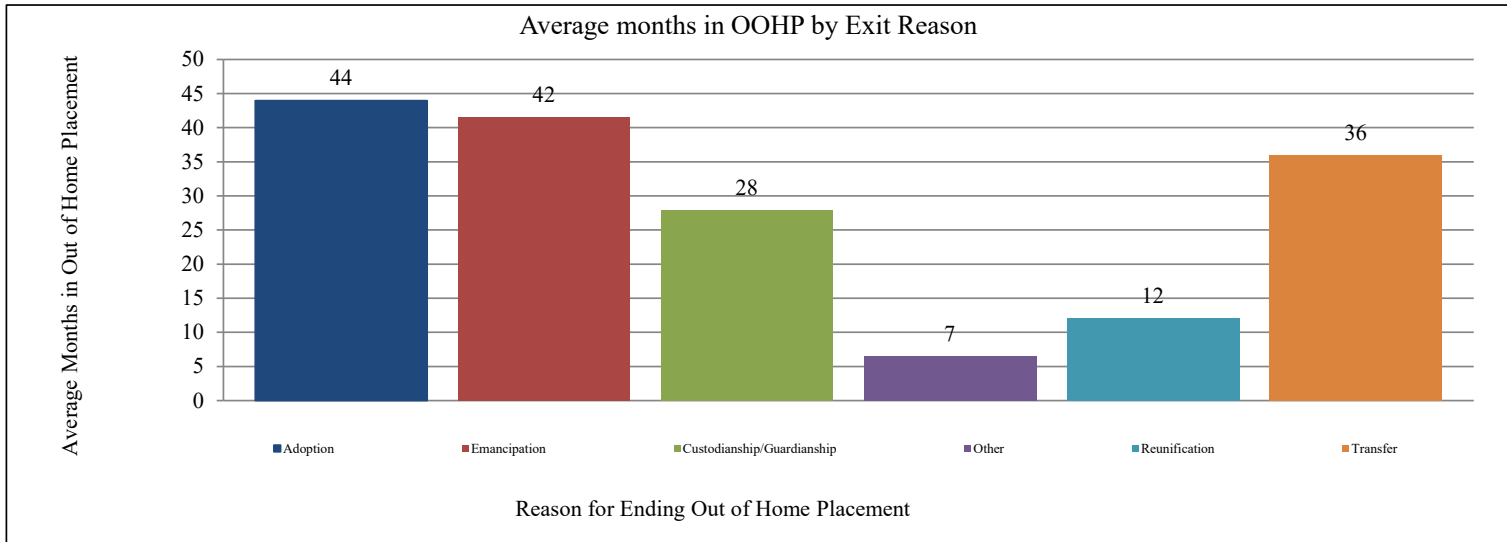
**Length of Stay and Reason for Ending Out of Home Placement SFY2024**  
**July 1, 2023 - April 30, 2024**

Statewide	JUL	AUG	SEP	Oct	NOV	DEC	JAN	FEB	MAR	APR	MAY	JUN	Total	Max Age	Min Age	Avg Age	Max Days	Min Days	Avg Mos
Adoption	72	65	50	44	130	53	44	57	62	38			615	18	0	8	4,247	247	42
Emancipation	46	52	28	25	29	28	35	31	33	21			328	21	17	18	5,929	35	42
Custodianship/Guardianship	15	12	15	7	1	16	7	8	6	12			99	18	0	12	2,725	75	24
Other	3	1	0	2	0	1	1	1	1	1			11	18	0	10	5,444	79	36
Reunification	139	212	111	102	122	125	88	137	105	85			1,226	18	0	8	2,084	1	10
Transfer	2	10	3	7	4	5	2	4	6	0			43	17	0	9	3,073	2	21
<b>Total</b>	<b>277</b>	<b>352</b>	<b>207</b>	<b>187</b>	<b>286</b>	<b>228</b>	<b>177</b>	<b>238</b>	<b>213</b>	<b>157</b>			<b>2,322</b>	<b>21</b>	<b>0</b>	<b>10</b>	<b>5,929</b>	<b>1</b>	<b>24.0</b>



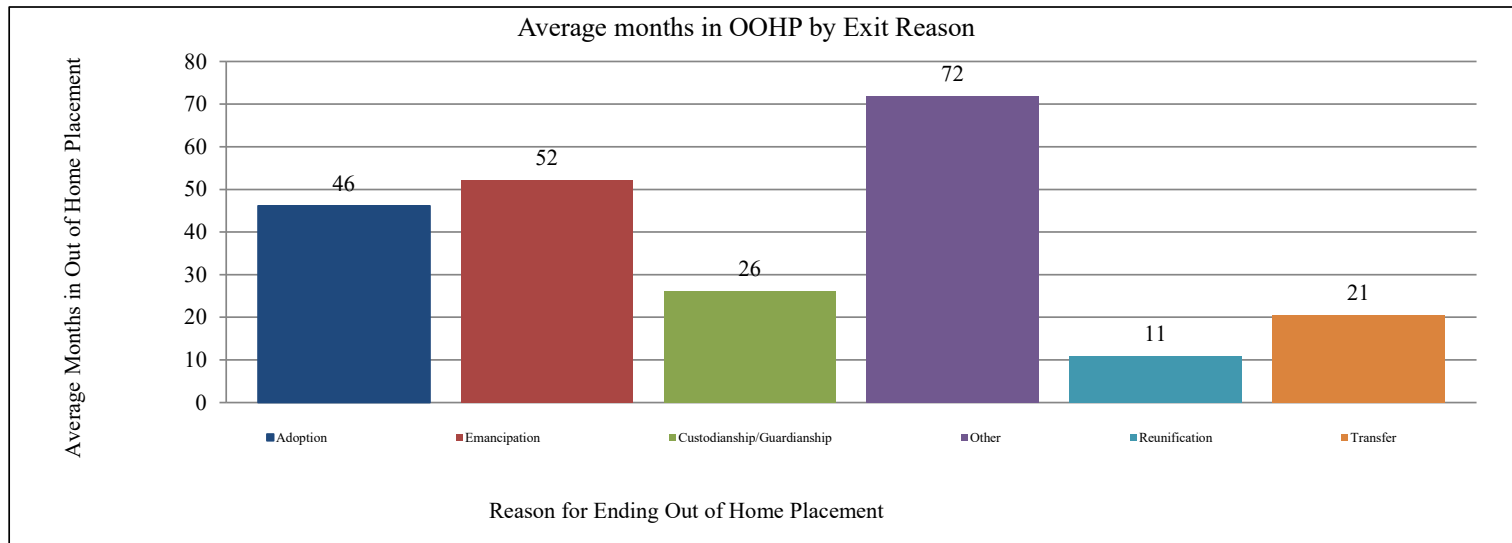
## Length of Stay and Reason for Ending Out of Home Placement SFY2024

<b>Kansas City Region</b>	JUL	AUG	SEP	Oct	NOV	DEC	JAN	FEB	MAR	APR	MAY	JUN	Total	Max Age	Min Age	Avg Age	Max Days	Min Days	Avg Mos
Adoption	15	8	9	20	30	14	10	22	20	6			154	17	1	9	4,247	247	44
Emancipation	8	7	3	4	3	5	8	6	5	2			51	21	18	18	4,248	81	42
Custodianship/Guardianship	3	1	0	1	0	3	0	1	1	1			11	18	6	13	1,763	114	28
Other	1	0	0	0	0	0	0	0	1	0			2	2	0	1	354	79	7
Reunification	15	31	13	11	10	20	13	21	14	9			157	17	0	9	2,084	2	12
Transfer	0	0	0	2	0	0	1	0	0	0			3	16	13	14	3,073	92	36
<b>Total</b>	<b>42</b>	<b>47</b>	<b>25</b>	<b>38</b>	<b>43</b>	<b>42</b>	<b>32</b>	<b>50</b>	<b>41</b>	<b>18</b>			<b>378</b>	<b>21</b>	<b>0</b>	<b>10</b>	<b>4,248</b>	<b>2</b>	<b>29.7</b>



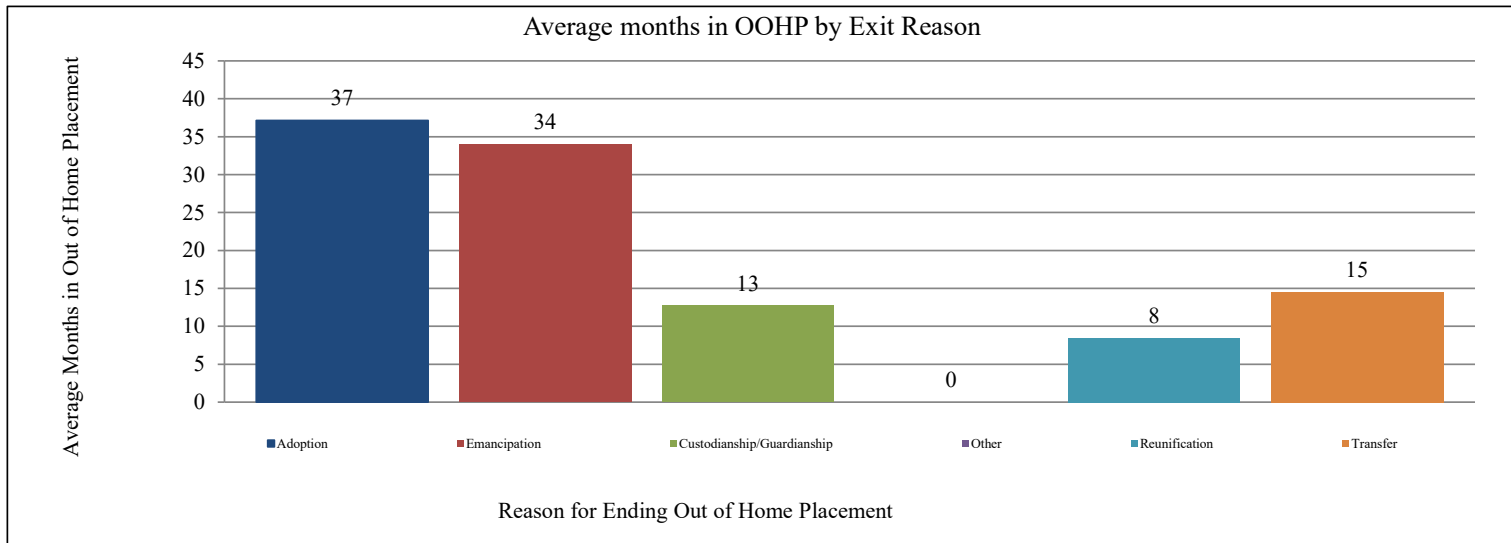
## Length of Stay and Reason for Ending Out of Home Placement SFY2024

<b>Northeast Region</b>	JUL	AUG	SEP	Oct	NOV	DEC	JAN	FEB	MAR	APR	MAY	JUN	Total	Max Age	Min Age	Avg Age	Max Days	Min Days	Avg Mos
Adoption	4	10	5	5	32	3	7	9	11	7			93	18	0	7	3,259	306	46
Emancipation	7	8	6	4	5	4	8	6	3	2			53	20	18	18	5,929	121	52
Custodianship/Guardianship	2	0	2	1	0	0	0	0	0	0			5	18	13	16	957	428	26
Other	0	0	0	1	0	1	0	0	0	1			3	18	4	12	5,444	248	72
Reunification	30	27	17	20	11	10	17	28	12	11			183	17	0	8	1,913	1	11
Transfer	0	0	0	0	0	1	1	0	0	0			2	16	2	9	768	512	21
<b>Total</b>	<b>43</b>	<b>45</b>	<b>30</b>	<b>31</b>	<b>48</b>	<b>19</b>	<b>33</b>	<b>43</b>	<b>26</b>	<b>21</b>			<b>339</b>	<b>20</b>	<b>0</b>	<b>10</b>	<b>5,929</b>	<b>1</b>	<b>27.8</b>



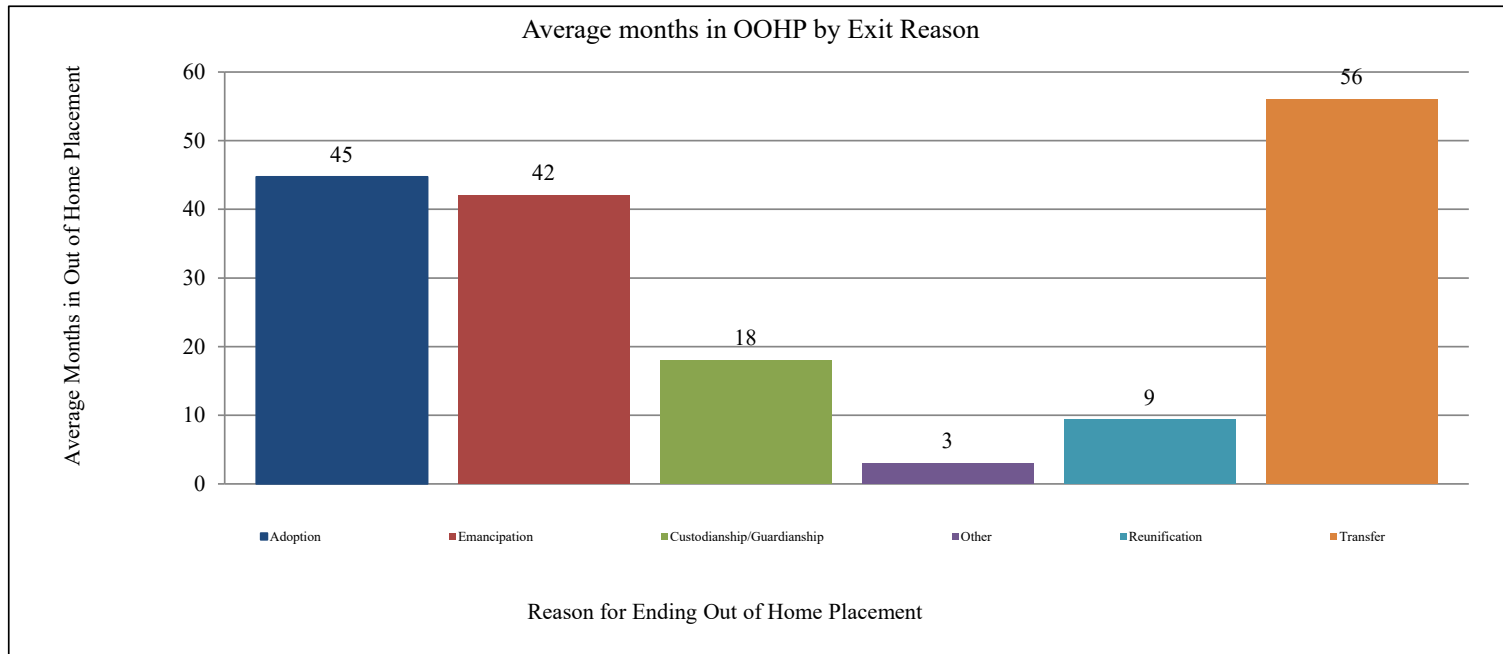
## Length of Stay and Reason for Ending Out of Home Placement SFY2024

Northwest Region	JUL	AUG	SEP	Oct	NOV	DEC	JAN	FEB	MAR	APR	MAY	JUN	Total	Max Age	Min Age	Avg Age	Max Days	Min Days	Avg Mos
Adoption	20	4	11	3	16	3	1	0	4	3			65	16	1	7	2,360	365	37
Emancipation	3	9	2	6	3	1	4	7	5	2			42	21	18	18	3,927	39	34
Custodianship/Guardianship	1	2	1	2	1	0	3	3	1	3			17	15	0	8	1,229	75	13
Other	0	0	0	0	0	0	0	0	0	0			0	0	0	0	0	0	0
Reunification	19	20	8	8	22	20	3	6	16	15			137	17	0	9	1,299	2	8
Transfer	0	8	3	3	2	2	0	0	3	0			21	15	1	8	903	2	15
<b>Total</b>	<b>43</b>	<b>43</b>	<b>25</b>	<b>22</b>	<b>44</b>	<b>26</b>	<b>11</b>	<b>16</b>	<b>29</b>	<b>23</b>			<b>282</b>	<b>21</b>	<b>0</b>	<b>10</b>	<b>3,927</b>	<b>2</b>	<b>19.6</b>



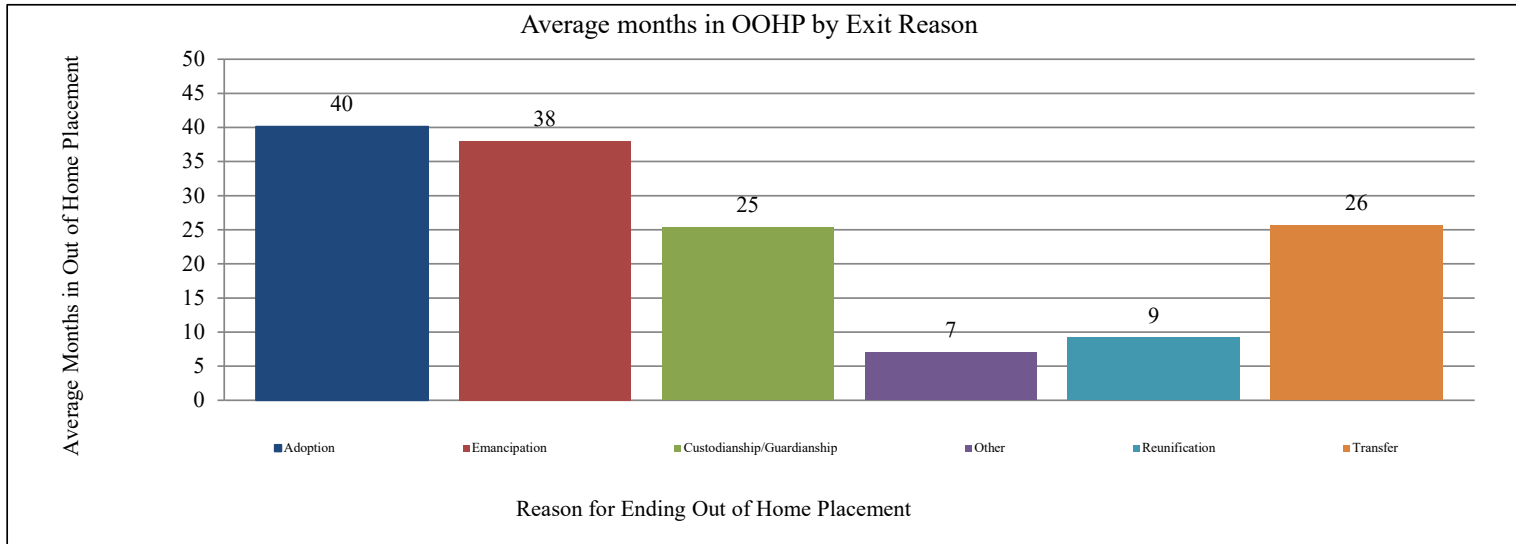
## Length of Stay and Reason for Ending Out of Home Placement SFY2024

<b>Southeast Region</b>	JUL	AUG	SEP	Oct	NOV	DEC	JAN	FEB	MAR	APR	MAY	JUN	Total	Max Age	Min Age	Avg Age	Max Days	Min Days	Avg Mos
Adoption	0	7	6	1	5	21	11	10	4	10			75	18	2	8	3,298	572	45
Emancipation	6	8	6	2	4	6	4	2	10	6			54	21	18	18	4,938	35	42
Custodianship/Guardianship	5	4	2	1	0	3	0	1	2	0			18	17	6	14	1,727	165	18
Other	0	1	0	0	0	0	0	0	0	0			1	16	16	16	105	105	3
Reunification	21	34	11	18	10	24	12	21	26	9			186	17	0	9	1,206	3	9
Transfer	1	1	0	0	0	0	0	0	1	0			3	17	3	12	2,899	879	56
<b>Total</b>	<b>33</b>	<b>55</b>	<b>25</b>	<b>22</b>	<b>19</b>	<b>54</b>	<b>27</b>	<b>34</b>	<b>43</b>	<b>25</b>			<b>337</b>	<b>21</b>	<b>0</b>	<b>10</b>	<b>4938</b>	<b>3</b>	<b>23</b>



## Length of Stay and Reason for Ending Out of Home Placement SFY2024

<b>Southwest Region</b>	JUL	AUG	SEP	Oct	NOV	DEC	JAN	FEB	MAR	APR	MAY	JUN	Total	Max Age	Min Age	Avg Age	Max Days	Min Days	Avg Mos
Adoption	11	18	13	2	14	7	5	6	7	5			88	16	1	7	3,192	453	40
Emancipation	10	9	3	4	6	7	8	7	3	2			59	21	18	18	4,431	91	38
Custodianship/Guardianship	1	2	7	1	0	7	0	1	1	2			22	16	2	10	1,547	155	25
Other	1	0	0	0	0	0	0	0	0	0			1	2	2	2	233	233	7
Reunification	21	36	26	29	36	14	30	36	15	17			260	18	0	8	1,134	4	9
Transfer	1	1	0	2	1	0	0	3	0	0			8	17	2	8	1,527	133	26
<b>Total</b>	<b>45</b>	<b>66</b>	<b>49</b>	<b>38</b>	<b>57</b>	<b>35</b>	<b>43</b>	<b>53</b>					<b>438</b>	<b>21</b>	<b>0</b>	<b>9</b>	<b>4,431</b>	<b>4</b>	<b>20</b>



## Length of Stay and Reason for Ending Out of Home Placement SFY2024

<b>Wichita Region</b>	JUL	AUG	SEP	OCT	NOV	DEC	JAN	FEB	MAR	APR	MAY	JUN	Total	Max Age	Min Age	Avg Age	Max Days	Min Days	Avg Mos
Adoption	22	18	6	13	33	5	10	10	16	7			140	17	1	8	3,821	419	39
Emancipation	12	11	8	5	8	5	3	3	7	7			69	21	17	18	4,584	104	45
Custodianship/Guardianship	3	3	3	1	0	3	4	2	1	6			26	17	2	13	2,725	131	31
Other	1	0	0	1	0	0	1	1	0	0			4	17	1	13	3,013	372	40
Reunification	33	64	36	16	33	37	13	25	22	24			303	17	0	7	1,702	1	11
Transfer	0	0	0	0	1	2	0	1	2	0			6	15	0	7	724	52	11
<b>Total</b>	<b>71</b>	<b>96</b>	<b>53</b>	<b>36</b>	<b>75</b>	<b>52</b>	<b>31</b>	<b>42</b>	<b>48</b>	<b>44</b>			<b>548</b>	<b>21</b>	<b>0</b>	<b>9</b>	<b>4584</b>	<b>1</b>	<b>23</b>

