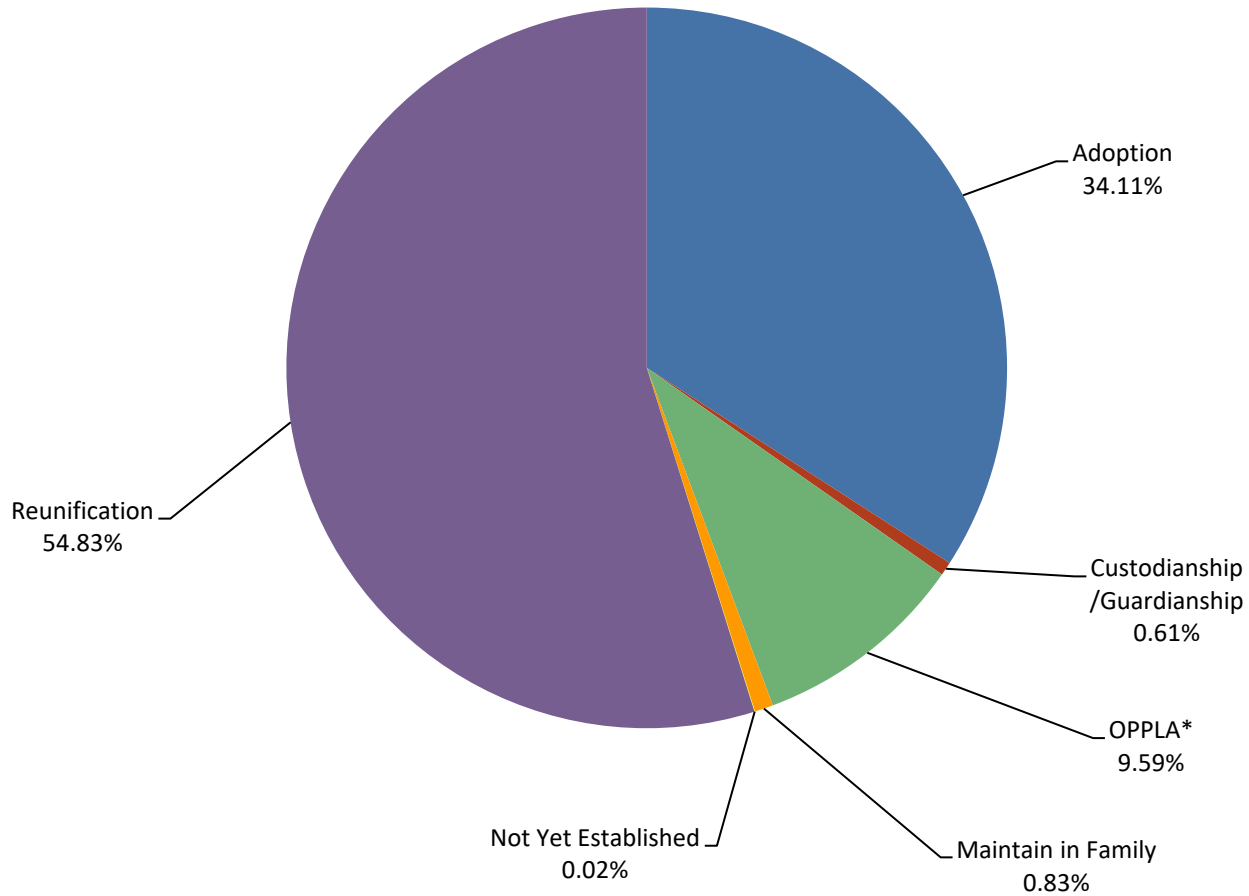




SFY2023 Permanency Goal for Children in Out of Home Placement by Area

Statewide

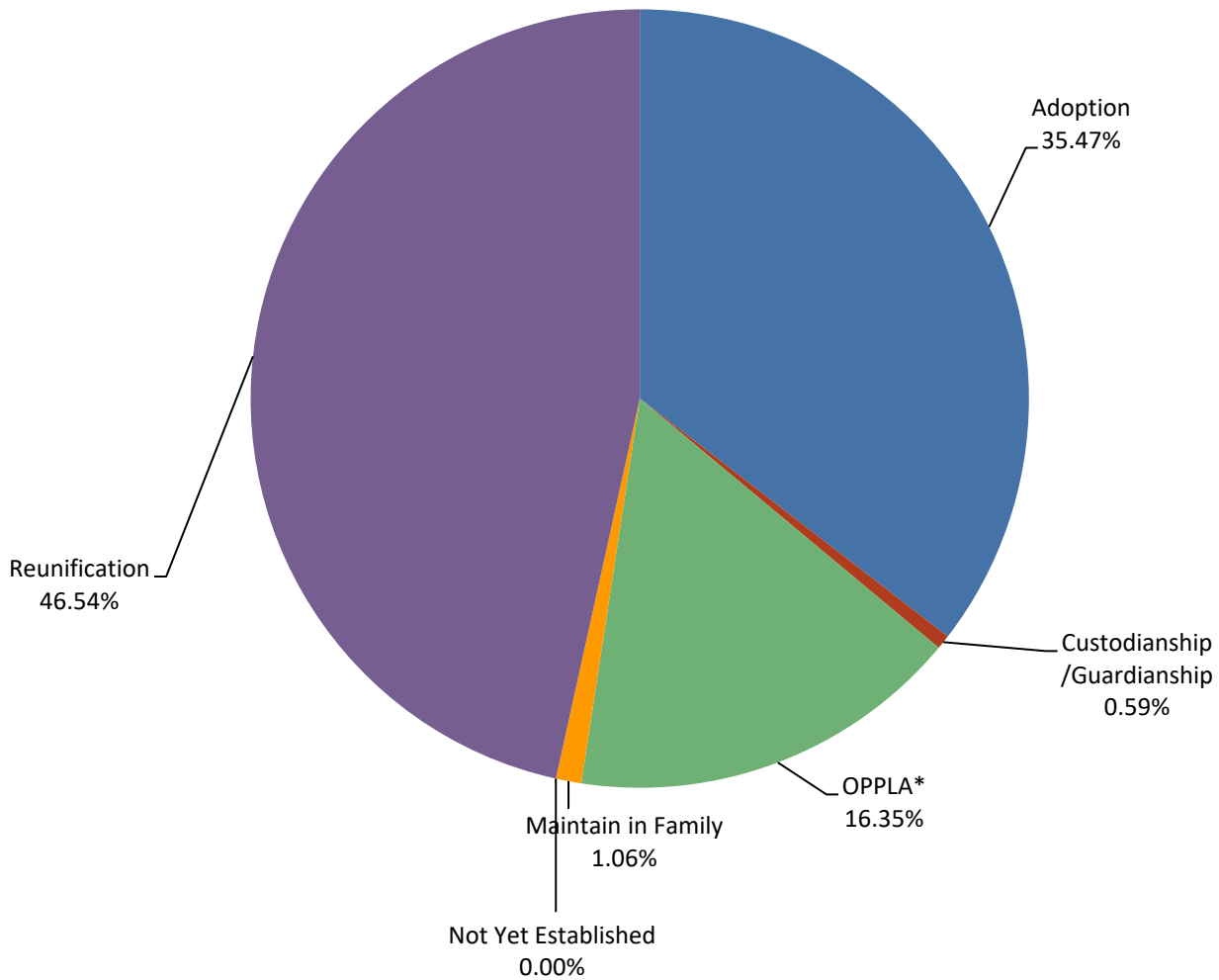
	<u>JUL</u>	<u>AUG</u>	<u>SEP</u>	<u>OCT</u>	<u>NOV</u>	<u>DEC</u>	<u>JAN</u>	<u>FEB</u>	<u>MAR</u>	<u>APR</u>	<u>MAY</u>	<u>JUN</u>	<u>Avg</u>
Adoption	2,392	2,283	2,210	2,156	2,120	2,071	2,118	2,109	2,033	2,000	1,966	1,957	2,118
Custodianship /Guardianship	39	36	37	37	32	34	35	44	45	46	35	37	38
OPPLA*	667	625	596	570	570	564	593	628	604	592	573	565	596
Maintain in Family	140	59	25	25	28	22	55	77	39	54	51	47	52
Not Yet Established	0	1	1	1	1	0	0	0	0	2	2	2	1
Reunification	3,002	3,246	3,459	3,600	3,523	3,455	3,346	3,291	3,438	3,482	3,499	3,516	3,405
<b>Total</b>	<b>6,240</b>	<b>6,250</b>	<b>6,328</b>	<b>6,389</b>	<b>6,274</b>	<b>6,146</b>	<b>6,147</b>	<b>6,149</b>	<b>6,159</b>	<b>6,176</b>	<b>6,126</b>	<b>6,124</b>	



## SFY2023 Permanency Goal for Children in Out of Home Placement by Area

### Area 1

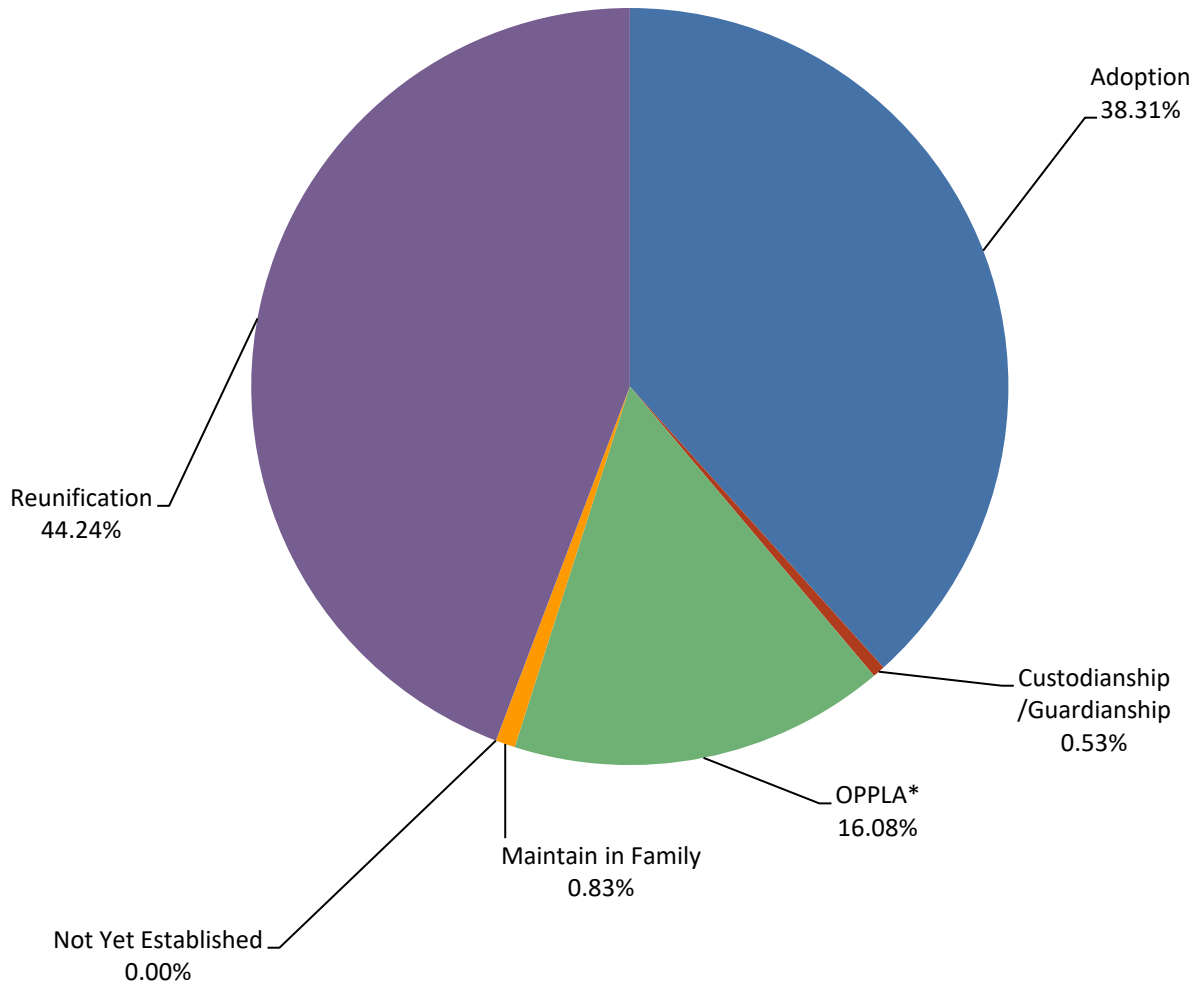
	<u>JUL</u>	<u>AUG</u>	<u>SEP</u>	<u>OCT</u>	<u>NOV</u>	<u>DEC</u>	<u>JAN</u>	<u>FEB</u>	<u>MAR</u>	<u>APR</u>	<u>MAY</u>	<u>JUN</u>	<u>Avg</u>
Adoption	294	272	265	259	257	259	261	256	247	254	249	247	260
Custodianship /Guardianship	2	2	2	2	1	1	3	7	7	8	7	10	4
OPPLA*	128	121	118	116	119	119	127	131	123	116	114	106	120
Maintain in Family	37	12	7	2	2	3	12	12	2	1	1	2	8
Not Yet Established	0	0	0	0	0	0	0	0	0	0	0	0	0
Reunification	321	365	391	416	410	370	322	297	305	295	296	306	341
<b>Total</b>	<b>782</b>	<b>772</b>	<b>783</b>	<b>795</b>	<b>789</b>	<b>752</b>	<b>725</b>	<b>703</b>	<b>684</b>	<b>674</b>	<b>667</b>	<b>671</b>	



## SFY2023 Permanency Goal for Children in Out of Home Placement by Area

### Area 2

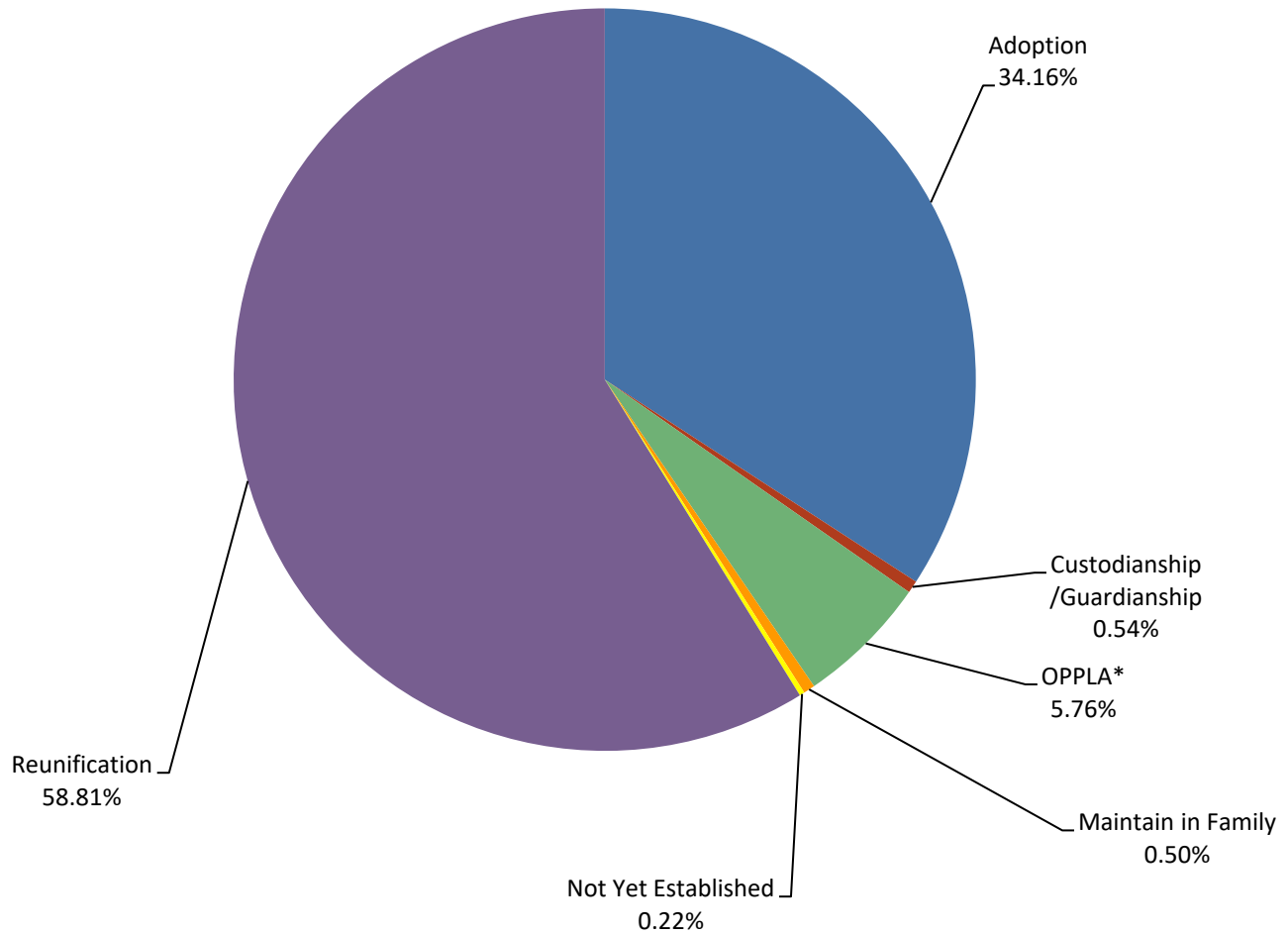
	<u>JUL</u>	<u>AUG</u>	<u>SEP</u>	<u>OCT</u>	<u>NOV</u>	<u>DEC</u>	<u>JAN</u>	<u>FEB</u>	<u>MAR</u>	<u>APR</u>	<u>MAY</u>	<u>JUN</u>	<u>Avg</u>
Adoption	362	347	340	338	339	329	342	341	333	329	318	325	337
Custodianship /Guardianship	4	4	5	5	4	4	5	5	4	6	6	4	5
OPPLA*	148	142	138	132	134	136	147	155	153	148	134	130	141
Maintain in Family	26	11	2	3	3	2	7	18	4	4	4	4	7
Not Yet Established	0	0	0	0	0	0	0	0	0	0	0	0	0
Reunification	330	345	404	434	402	394	387	377	406	407	400	383	389
<b>Total</b>	<b>870</b>	<b>849</b>	<b>889</b>	<b>912</b>	<b>882</b>	<b>865</b>	<b>888</b>	<b>896</b>	<b>900</b>	<b>894</b>	<b>862</b>	<b>846</b>	



## SFY2023 Permanency Goal for Children in Out of Home Placement by Area

### Area 3

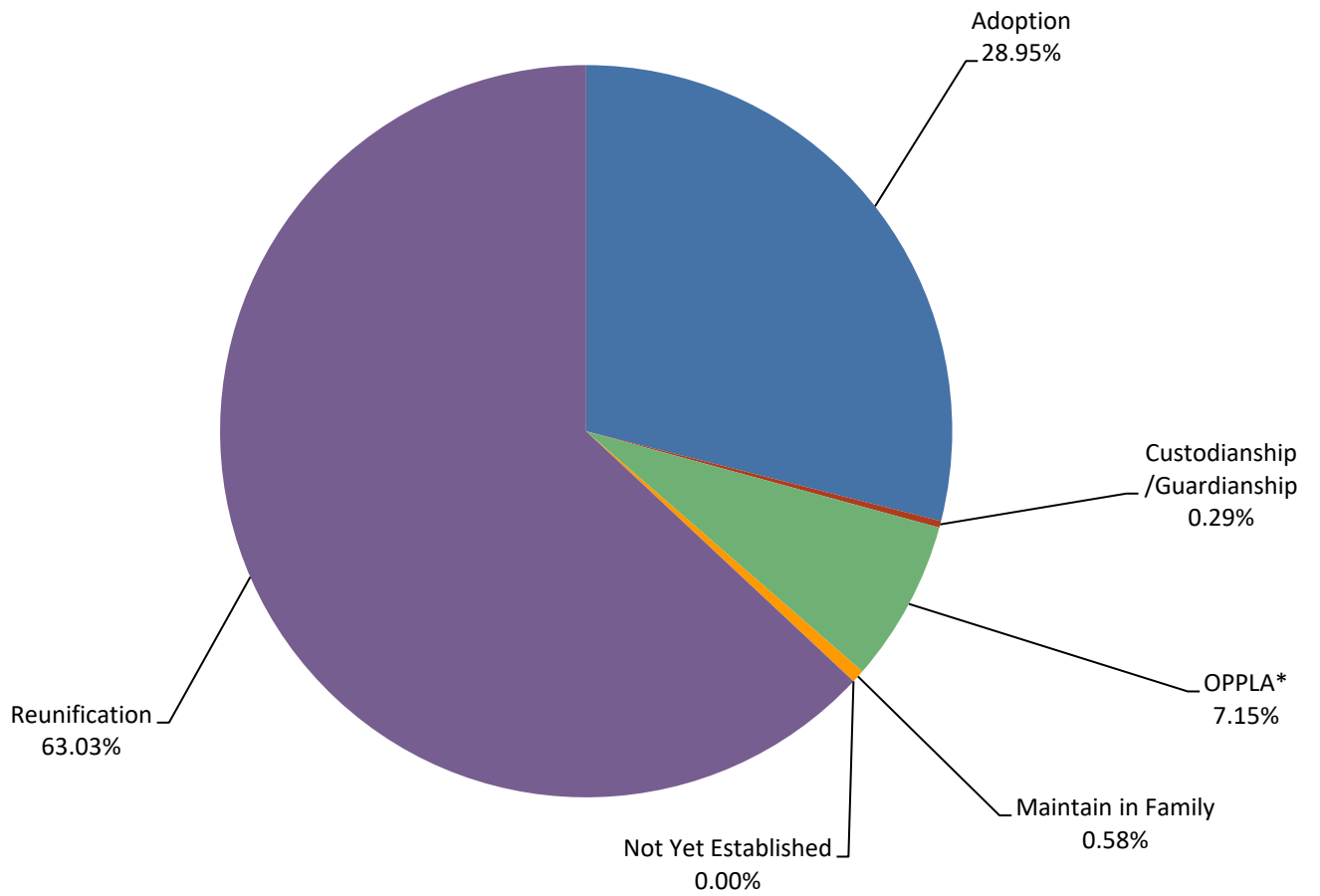
	<u>JUL</u>	<u>AUG</u>	<u>SEP</u>	<u>OCT</u>	<u>NOV</u>	<u>DEC</u>	<u>JAN</u>	<u>FEB</u>	<u>MAR</u>	<u>APR</u>	<u>MAY</u>	<u>JUN</u>	<u>Avg</u>
Adoption	346	336	327	325	315	302	295	292	287	287	291	278	307
Custodianship /Guardianship	5	5	5	5	5	5	4	4	7	7	3	3	5
OPPLA*	63	60	54	50	50	49	51	52	50	47	50	45	52
Maintain in Family	4	8	1	1	1	1	8	3	3	7	9	8	5
Not Yet Established	0	0	0	0	0	0	0	0	0	2	2	2	2
Reunification	471	499	496	499	500	492	485	521	548	596	601	629	528
<b>Total</b>	<b>889</b>	<b>908</b>	<b>883</b>	<b>880</b>	<b>871</b>	<b>849</b>	<b>843</b>	<b>872</b>	<b>895</b>	<b>946</b>	<b>956</b>	<b>965</b>	



## SFY2023 Permanency Goal for Children in Out of Home Placement by Area

### Area 4

	<u>JUL</u>	<u>AUG</u>	<u>SEP</u>	<u>OCT</u>	<u>NOV</u>	<u>DEC</u>	<u>JAN</u>	<u>FEB</u>	<u>MAR</u>	<u>APR</u>	<u>MAY</u>	<u>JUN</u>	<u>Avg</u>
Adoption	236	227	219	216	207	205	218	217	214	211	198	199	214
Custodianship /Guardianship	2	2	2	2	3	4	2	2	2	3	1	1	2
OPPLA*	61	59	54	52	46	45	49	57	53	56	51	51	53
Maintain in Family	14	3	1	2	2	1	2	9	3	4	4	6	4
Not Yet Established	0	0	0	0	0	0	0	0	0	0	0	0	0
Reunification	418	448	475	496	494	466	440	442	464	484	481	481	466
<b>Total</b>	<b>731</b>	<b>739</b>	<b>751</b>	<b>768</b>	<b>752</b>	<b>721</b>	<b>711</b>	<b>727</b>	<b>736</b>	<b>758</b>	<b>735</b>	<b>738</b>	

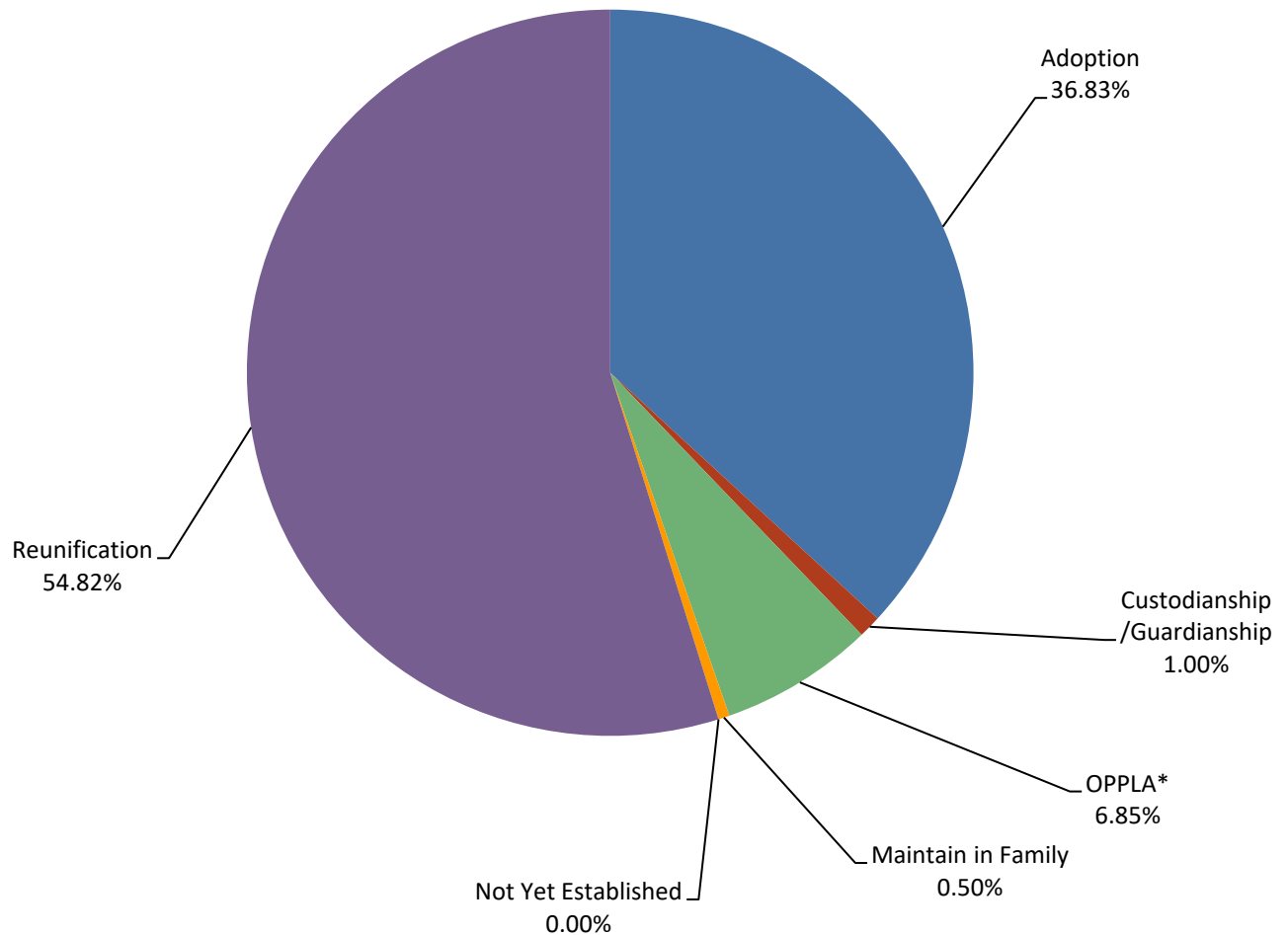


\*Other planned permanent living arrangement (OPPLA). This is a permanency option only when other options such as reunification, adoption, or guardianship have been ruled out.

## SFY2023 Permanency Goal for Children in Out of Home Placement by Area

### Area 5

	<u>JUL</u>	<u>AUG</u>	<u>SEP</u>	<u>OCT</u>	<u>NOV</u>	<u>DEC</u>	<u>JAN</u>	<u>FEB</u>	<u>MAR</u>	<u>APR</u>	<u>MAY</u>	<u>JUN</u>	<u>Avg</u>
Adoption	249	243	236	221	219	215	225	217	209	204	206	208	221
Custodianship /Guardianship	6	6	6	6	5	7	6	7	7	5	5	6	6
OPPLA*	45	39	37	36	36	35	37	47	46	43	44	48	41
Maintain in Family	4	2	1	3	2	3	3	2	3	4	5	4	3
Not Yet Established	0	0	0	0	0	0	0	0	0	0	0	0	0
Reunification	311	339	361	363	355	341	327	305	309	313	314	309	329
<b>Total</b>	<b>615</b>	<b>629</b>	<b>641</b>	<b>629</b>	<b>617</b>	<b>601</b>	<b>598</b>	<b>578</b>	<b>574</b>	<b>569</b>	<b>574</b>	<b>575</b>	

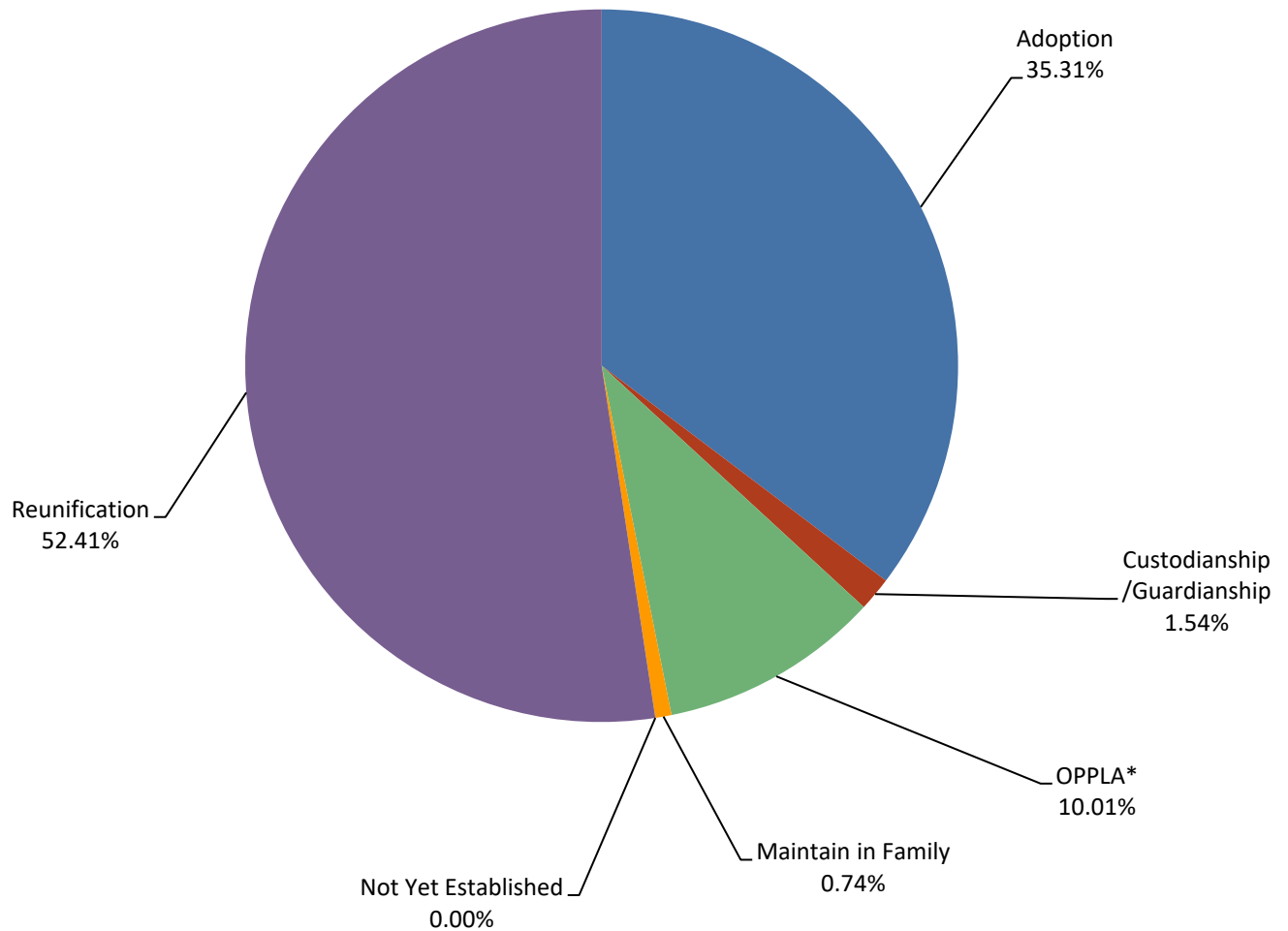


\*Other planned permanent living arrangement (OPPLA). This is a permanency option only when other options such as reunification, adoption, or guardianship have been ruled out.

## SFY2023 Permanency Goal for Children in Out of Home Placement by Area

### Area 6

	<u>JUL</u>	<u>AUG</u>	<u>SEP</u>	<u>OCT</u>	<u>NOV</u>	<u>DEC</u>	<u>JAN</u>	<u>FEB</u>	<u>MAR</u>	<u>APR</u>	<u>MAY</u>	<u>JUN</u>	<u>Avg</u>
Adoption	244	229	218	208	202	195	194	202	192	182	184	180	203
Custodianship /Guardianship	10	8	8	8	7	6	9	12	11	9	9	9	9
OPPLA*	78	70	66	60	59	56	53	49	49	50	49	50	57
Maintain in Family	19	2	0	0	1	0	4	3	2	3	2	2	4
Not Yet Established	0	0	0	0	0	0	0	0	0	0	0	0	0
Reunification	290	299	306	305	296	303	308	293	299	304	305	299	301
<b>Total</b>	<b>641</b>	<b>608</b>	<b>598</b>	<b>581</b>	<b>565</b>	<b>560</b>	<b>568</b>	<b>559</b>	<b>553</b>	<b>548</b>	<b>549</b>	<b>540</b>	

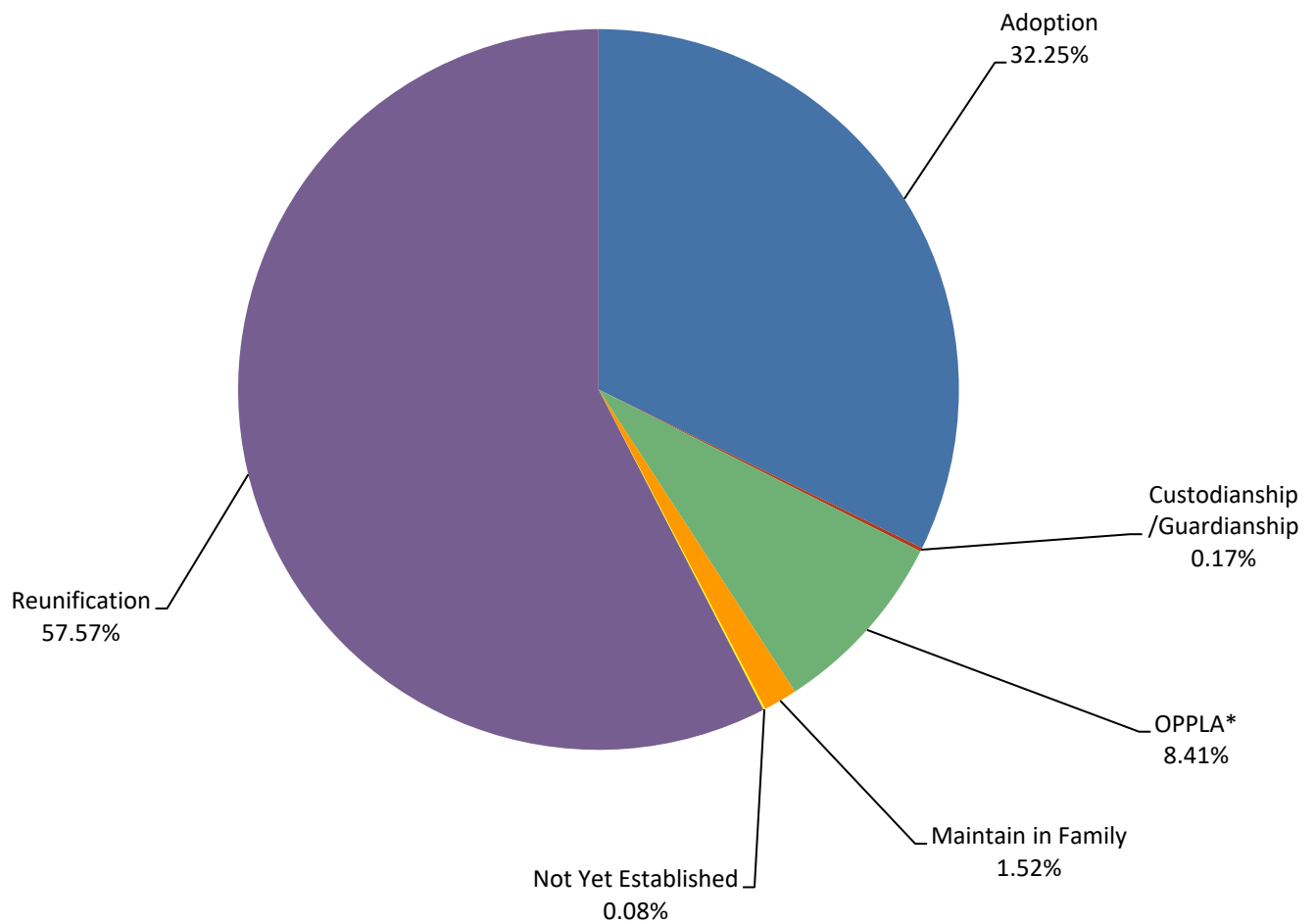


\*Other planned permanent living arrangement (OPPLA). This is a permanency option only when other options such as reunification, adoption, or guardianship have been ruled out.

## SFY2023 Permanency Goal for Children in Out of Home Placement by Area

### Area 7

	<u>JUL</u>	<u>AUG</u>	<u>SEP</u>	<u>OCT</u>	<u>NOV</u>	<u>DEC</u>	<u>JAN</u>	<u>FEB</u>	<u>MAR</u>	<u>APR</u>	<u>MAY</u>	<u>JUN</u>	<u>Avg</u>
Adoption	473	449	433	419	403	395	411	412	392	385	373	376	410
Custodianship /Guardianship	3	2	2	2	2	1	1	2	2	4	0	0	2
OPPLA*	116	109	106	101	104	103	107	111	106	109	106	105	107
Maintain in Family	28	19	13	14	17	11	17	26	18	27	22	20	19
Not Yet Established	0	1	1	1	1	0	0	0	0	0	0	0	1
Reunification	584	652	706	750	744	772	753	737	780	750	771	785	732
<b>Total</b>	<b>1,204</b>	<b>1,232</b>	<b>1,261</b>	<b>1,287</b>	<b>1,271</b>	<b>1,282</b>	<b>1,289</b>	<b>1,288</b>	<b>1,298</b>	<b>1,275</b>	<b>1,272</b>	<b>1,286</b>	



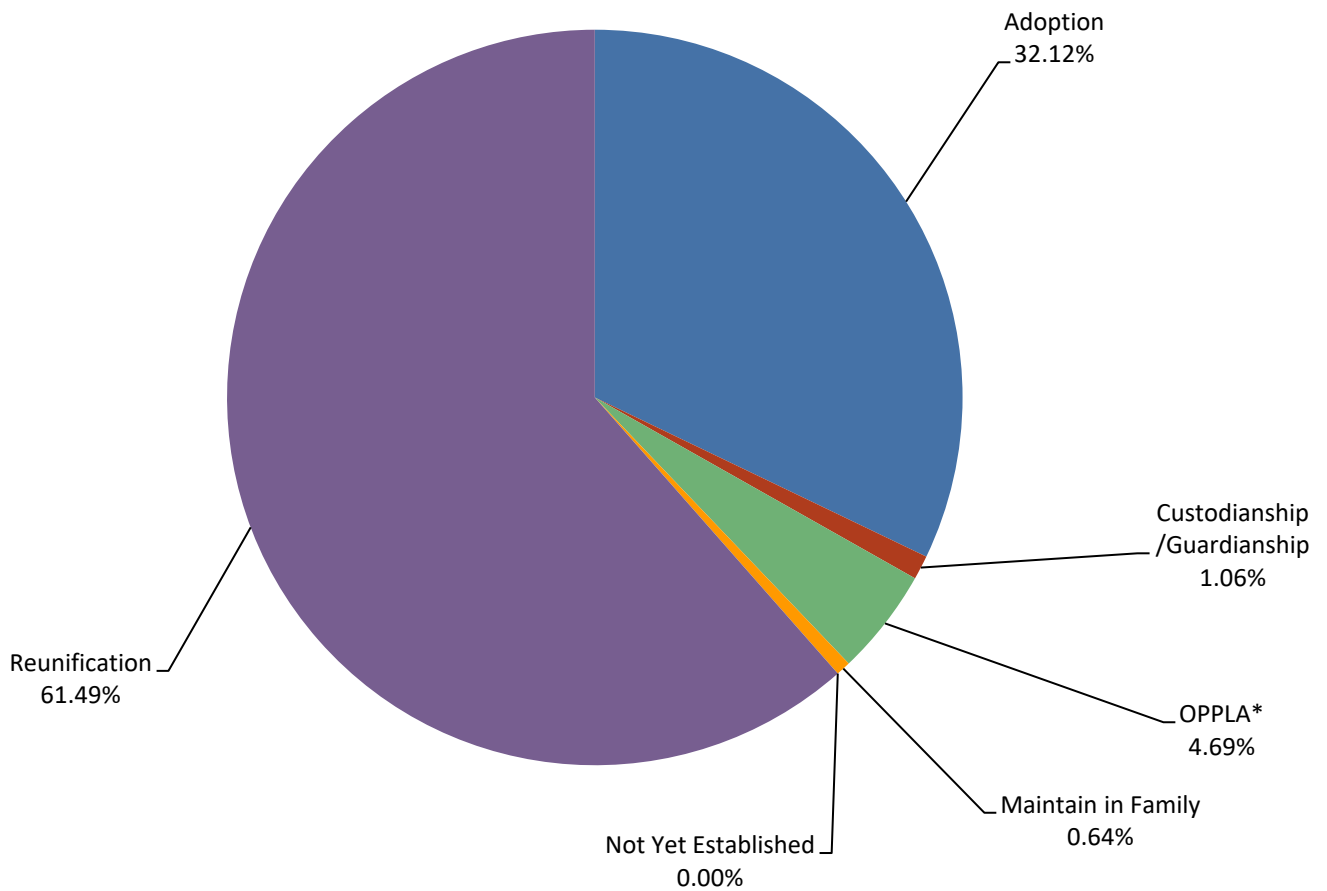
\*Other planned permanent living arrangement (OPPLA). This is a permanency option only when other options such as reunification, adoption, or guardianship have been ruled out.



## SFY2023 Permanency Goal for Children in Out of Home Placement by Area

### Area 8

	<u>JUL</u>	<u>AUG</u>	<u>SEP</u>	<u>OCT</u>	<u>NOV</u>	<u>DEC</u>	<u>JAN</u>	<u>FEB</u>	<u>MAR</u>	<u>APR</u>	<u>MAY</u>	<u>JUN</u>	<u>Avg</u>
Adoption	188	180	172	170	178	171	172	172	159	148	147	144	167
Custodianship /Guardianship	7	7	7	7	5	6	5	5	5	4	4	4	6
OPPLA*	28	25	23	23	22	21	22	26	24	23	25	30	24
Maintain in Family	8	2	0	0	0	1	2	4	4	4	4	1	3
Not Yet Established	0	0	0	0	0	0	0	0	0	0	0	0	0
Reunification	277	299	320	337	322	317	324	319	327	333	331	324	319
<b>Total</b>	<b>508</b>	<b>513</b>	<b>522</b>	<b>537</b>	<b>527</b>	<b>516</b>	<b>525</b>	<b>526</b>	<b>519</b>	<b>512</b>	<b>511</b>	<b>503</b>	



\*Other planned permanent living arrangement (OPPLA). This is a permanency option only when other options such as reunification, adoption, or guardianship have been ruled out.

Data Source: FACTS  
7/28/2023