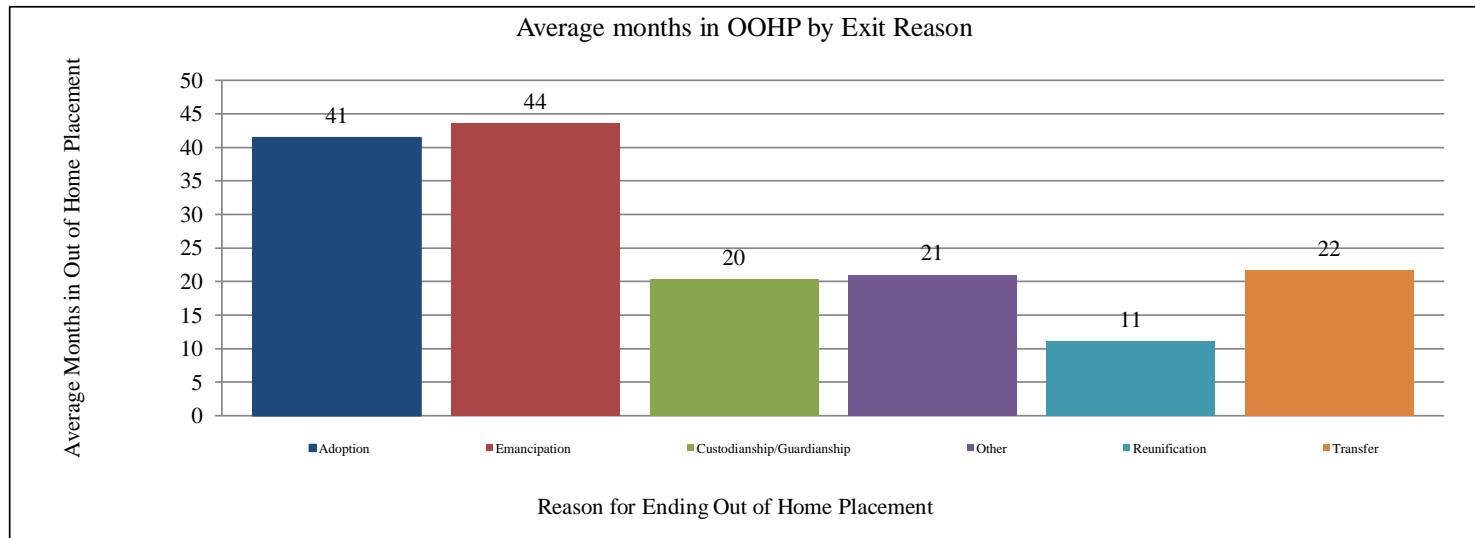




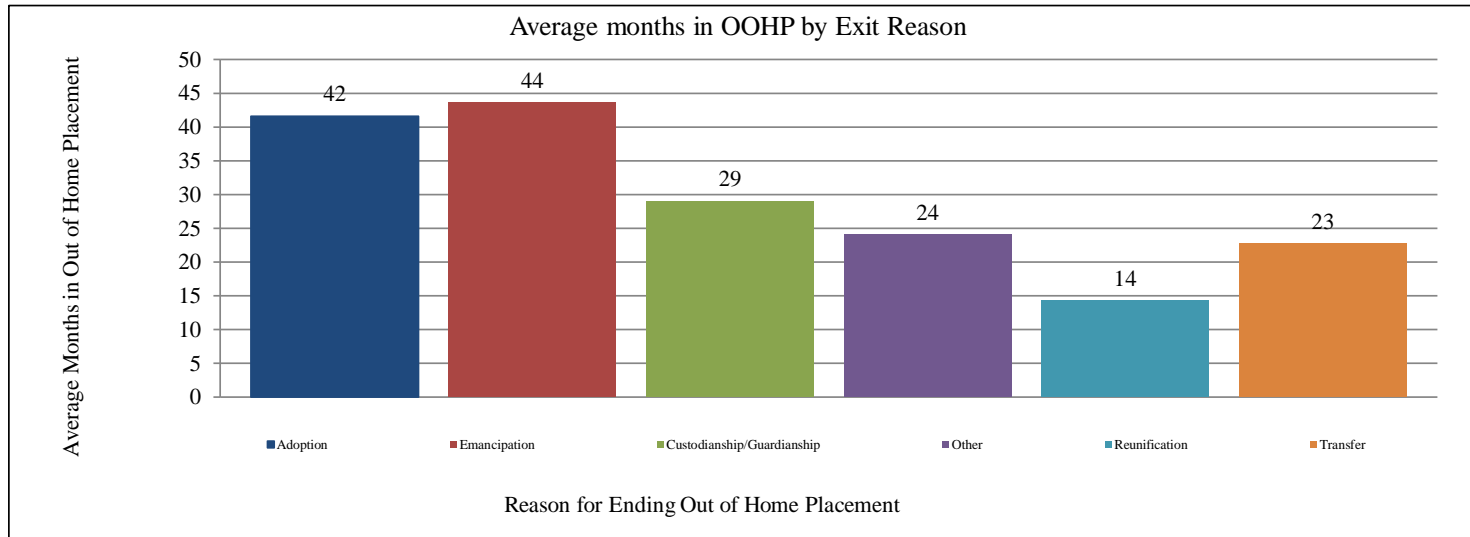
**Length of Stay and Reason for Ending Out of Home Placement SFY2023  
July 1, 2022 - June 30, 2023**

Statewide	JUL	AUG	SEP	Oct	NOV	DEC	JAN	FEB	MAR	APR	MAY	JUN	Total	Max Age	Min Age	Avg Age	Max Days	Min Days	Avg Mos
Adoption	64	106	70	47	130	79	53	54	70	76	70	56	875	18	0	8	3,721	217	41
Emancipation	39	51	36	36	30	28	28	39	33	31	57	47	455	21	17	18	6,176	20	44
Custodianship/Guardianship	5	18	4	10	13	2	4	12	11	10	23	12	124	17	0	12	3,215	20	20
Other	1	0	0	1	1	0	1	1	2	2	0	1	10	18	0	11	2,186	10	21
Reunification	128	161	122	99	165	183	110	117	136	103	148	108	1,580	18	0	8	2,274	0	11
Transfer	1	6	4	4	6	5	3	2	9	6	2	11	59	17	0	10	3,052	2	22
<b>Total</b>	<b>238</b>	<b>342</b>	<b>236</b>	<b>197</b>	<b>345</b>	<b>297</b>	<b>199</b>	<b>225</b>	<b>261</b>	<b>228</b>	<b>300</b>	<b>235</b>	<b>3,103</b>	<b>21</b>	<b>0</b>	<b>10</b>	<b>6,176</b>	<b>0</b>	<b>25.0</b>



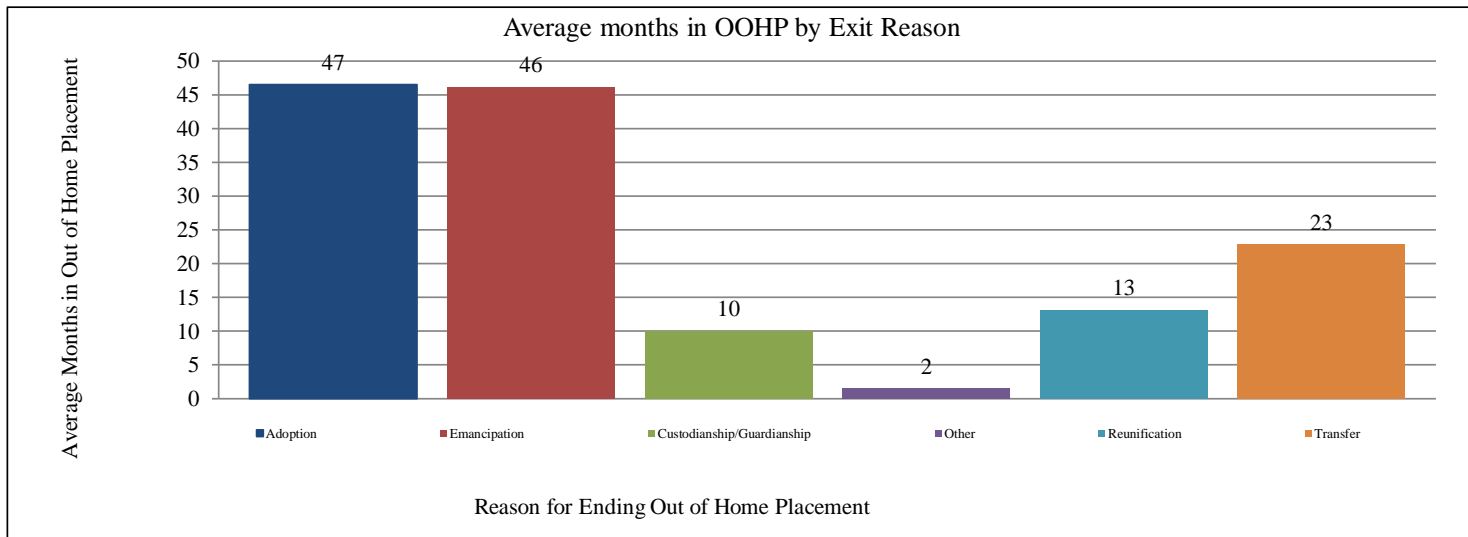
## Length of Stay and Reason for Ending Out of Home Placement SFY2023

<b>Kansas City Region</b>	JUL	AUG	SEP	Oct	NOV	DEC	JAN	FEB	MAR	APR	MAY	JUN	Total	Max Age	Min Age	Avg Age	Max Days	Min Days	Avg Mos
Adoption	12	23	22	16	23	22	8	12	19	14	9	11	191	18	1	8	2,877	374	42
Emancipation	9	15	6	8	6	8	11	12	2	9	8	11	105	21	18	18	4,067	120	44
Custodianship/Guardianship	1	6	0	3	1	0	1	1	1	3	0	4	21	17	3	14	3,215	37	29
Other	0	0	0	1	0	0	0	0	0	0	0	0	1	13	13	13	753	753	24
Reunification	17	20	18	17	26	17	9	16	14	15	18	15	202	18	0	9	2,030	3	14
Transfer	1	2	1	3	0	0	2	0	2	0	0	0	11	17	0	9	2,860	2	23
<b>Total</b>	<b>40</b>	<b>66</b>	<b>47</b>	<b>48</b>	<b>56</b>	<b>47</b>	<b>31</b>	<b>41</b>	<b>38</b>	<b>41</b>	<b>35</b>	<b>41</b>	<b>531</b>	<b>21</b>	<b>0</b>	<b>10</b>	<b>4,067</b>	<b>2</b>	<b>30.7</b>



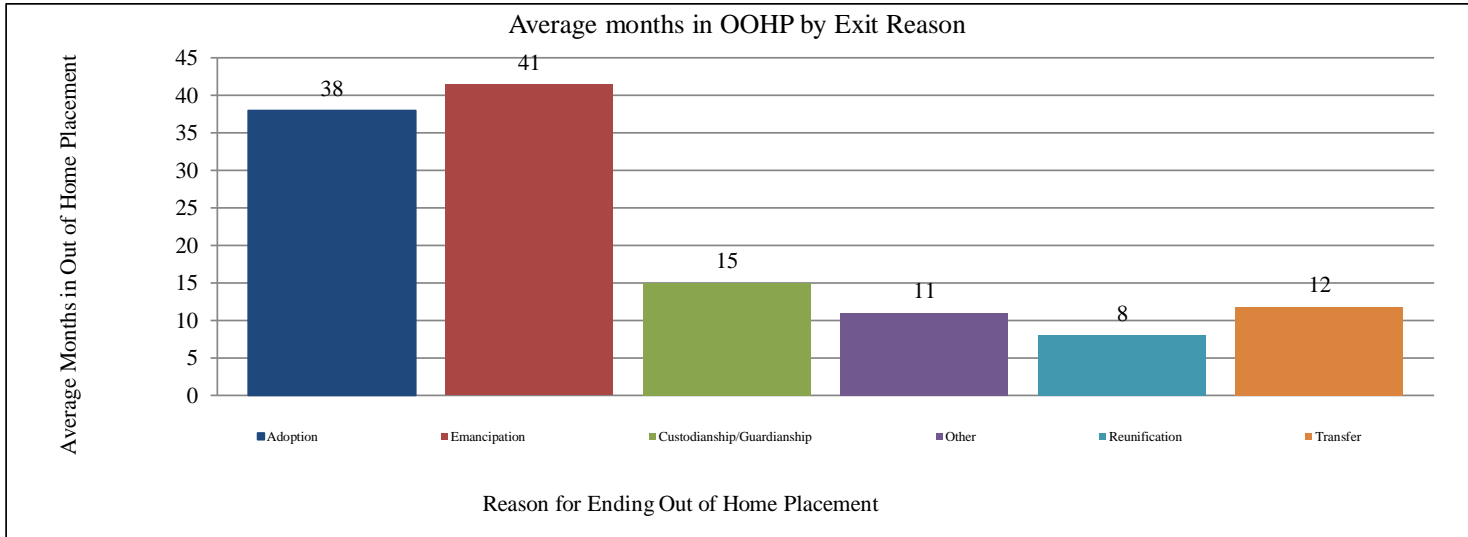
## Length of Stay and Reason for Ending Out of Home Placement SFY2023

<b>Northeast Region</b>	JUL	AUG	SEP	Oct	NOV	DEC	JAN	FEB	MAR	APR	MAY	JUN	Total	Max Age	Min Age	Avg Age	Max Days	Min Days	Avg Mos
Adoption	7	11	10	4	23	8	13	4	4	5	3	10	102	17	1	9	3,388	217	47
Emancipation	4	5	7	7	5	3	4	3	4	5	2	5	54	19	18	18	5,925	20	46
Custodianship/Guardianship	0	1	0	3	0	0	0	0	1	0	4	0	9	17	3	11	2,158	20	10
Other	0	0	0	0	0	0	0	0	1	1	0	0	2	18	5	12	112	10	2
Reunification	11	7	27	17	12	17	7	13	16	7	28	16	178	18	0	9	2,274	1	13
Transfer	0	0	0	0	1	0	0	2	1	2	0	0	6	17	2	12	1,615	2	23
<b>Total</b>	<b>22</b>	<b>24</b>	<b>44</b>	<b>31</b>	<b>41</b>	<b>28</b>	<b>24</b>	<b>22</b>	<b>27</b>	<b>20</b>	<b>37</b>	<b>31</b>	<b>351</b>	<b>19</b>	<b>0</b>	<b>10</b>	<b>5,925</b>	<b>1</b>	<b>28.0</b>



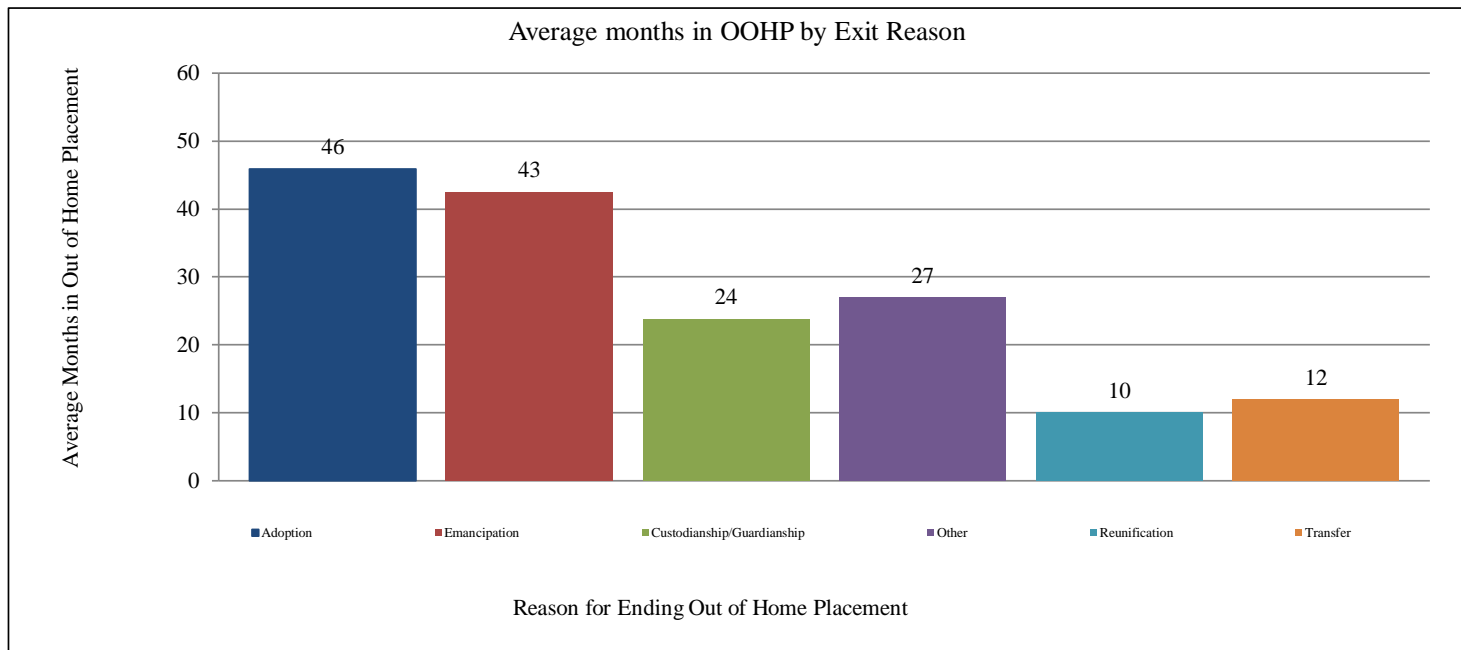
## Length of Stay and Reason for Ending Out of Home Placement SFY2023

Northwest Region	JUL	AUG	SEP	Oct	NOV	DEC	JAN	FEB	MAR	APR	MAY	JUN	Total	Max Age	Min Age	Avg Age	Max Days	Min Days	Avg Mos
Adoption	6	15	3	1	13	10	8	2	5	4	8	2	77	18	1	8	2,919	313	38
Emancipation	5	7	4	8	3	8	1	4	4	6	14	3	67	20	18	18	6,176	85	41
Custodianship/Guardianship	2	3	2	1	4	1	0	3	4	5	8	2	35	17	1	11	1,470	106	15
Other	0	0	0	0	0	0	0	0	0	0	0	1	1	17	17	17	364	364	11
Reunification	19	18	21	14	28	29	13	14	21	17	19	23	236	17	0	9	1,695	1	8
Transfer	0	1	0	0	0	2	0	0	1	0	0	6	10	17	1	9	561	44	12
<b>Total</b>	<b>32</b>	<b>44</b>	<b>30</b>	<b>24</b>	<b>48</b>	<b>50</b>	<b>22</b>	<b>23</b>	<b>35</b>	<b>32</b>	<b>49</b>	<b>37</b>	<b>426</b>	<b>20</b>	<b>0</b>	<b>10</b>	<b>6,176</b>	<b>1</b>	<b>19.3</b>



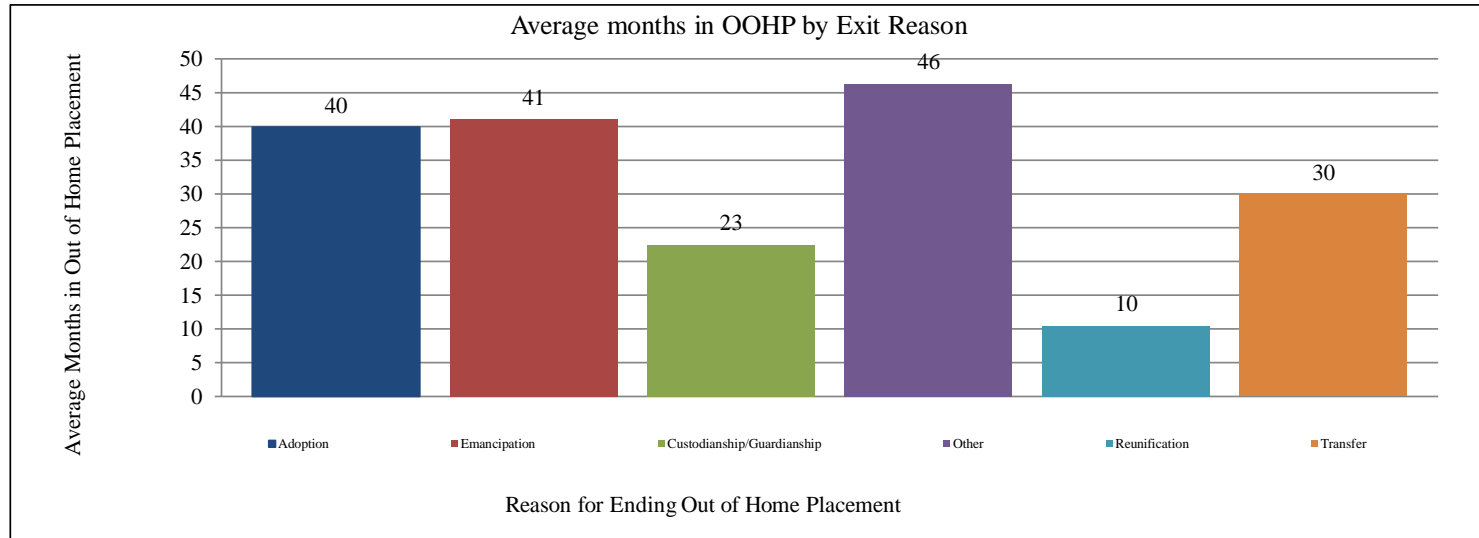
## Length of Stay and Reason for Ending Out of Home Placement SFY2023

<b>Southeast Region</b>	JUL	AUG	SEP	Oct	NOV	DEC	JAN	FEB	MAR	APR	MAY	JUN	Total	Max Age	Min Age	Avg Age	Max Days	Min Days	Avg Mos
Adoption	8	6	7	4	15	10	9	4	3	8	17	10	101	17	1	8	3,409	592	46
Emancipation	7	2	8	4	7	4	3	3	6	1	8	5	58	21	18	18	5,645	69	43
Custodianship/Guardianship	1	6	1	1	2	0	0	4	3	1	2	0	21	17	2	13	2,171	148	24
Other	0	0	0	0	0	0	0	1	0	0	0	0	1	17	17	17	851	851	27
Reunification	28	23	10	13	22	28	23	11	22	11	24	12	227	18	0	9	1,631	4	10
Transfer	0	0	0	0	2	0	0	0	4	2	0	0	8	16	2	7	510	264	12
<b>Total</b>	<b>44</b>	<b>37</b>	<b>26</b>	<b>22</b>	<b>48</b>	<b>42</b>	<b>35</b>	<b>23</b>	<b>38</b>	<b>23</b>	<b>51</b>	<b>27</b>	<b>416</b>	<b>21</b>	<b>0</b>	<b>10</b>	<b>5645</b>	<b>4</b>	<b>24</b>



## Length of Stay and Reason for Ending Out of Home Placement SFY2023

Southwest Region	JUL	AUG	SEP	Oct	NOV	DEC	JAN	FEB	MAR	APR	MAY	JUN	Total	Max Age	Min Age	Avg Age	Max Days	Min Days	Avg Mos
Adoption	8	16	8	7	27	17	6	7	10	13	13	7	139	17	1	8	3,721	526	40
Emancipation	5	9	4	4	3	2	4	7	6	2	14	12	72	21	18	18	5,948	40	41
Custodianship/Guardianship	0	0	0	0	3	0	2	4	2	0	3	3	17	17	1	11	3,038	131	23
Other	1	0	0	0	1	0	0	0	1	0	0	0	3	13	0	8	2,186	10	46
Reunification	25	43	20	18	26	42	21	26	24	15	31	18	309	17	0	8	1,463	4	10
Transfer	0	3	2	1	2	1	0	0	1	1	1	5	17	17	3	11	3,052	3	30
<b>Total</b>	<b>39</b>	<b>71</b>	<b>34</b>	<b>30</b>	<b>62</b>	<b>62</b>	<b>33</b>	<b>44</b>					<b>557</b>	<b>21</b>	<b>0</b>	<b>10</b>	<b>5,948</b>	<b>3</b>	<b>23</b>



## Length of Stay and Reason for Ending Out of Home Placement SFY2023

<b>Wichita Region</b>	JUL	AUG	SEP	OCT	NOV	DEC	JAN	FEB	MAR	APR	MAY	JUN	Total	Max Age	Min Age	Avg Age	Max Days	Min Days	Avg Mos
Adoption	23	35	20	15	29	12	9	25	29	32	20	16	265	18	0	7	3,634	342	39
Emancipation	9	13	7	5	6	3	5	10	11	8	11	11	99	21	17	18	4,986	51	46
Custodianship/Guardianship	1	2	1	2	3	1	1	0	0	1	6	3	21	17	0	12	2,952	43	20
Other	0	0	0	0	0	0	1	0	0	1	0	0	2	15	0	8	193	22	3
Reunification	28	50	26	20	51	50	37	37	39	38	28	24	428	18	0	7	1,632	0	11
Transfer	0	0	1	0	1	2	1	0	0	1	1	0	7	17	0	14	2,099	3	24
<b>Total</b>	<b>61</b>	<b>100</b>	<b>55</b>	<b>42</b>	<b>90</b>	<b>68</b>	<b>54</b>	<b>72</b>	<b>79</b>	<b>81</b>	<b>66</b>	<b>54</b>	<b>822</b>	<b>21</b>	<b>0</b>	<b>9</b>	<b>4986</b>	<b>0</b>	<b>25</b>

