



Independent Living Program / Self-Sufficiency Services Annual Report

SFY 2022 (July 1, 2021 – June 30, 2022)

The Independent Living (IL) program assists youth transitioning from foster care into adulthood, which can include self-advocacy, accessing community resources and supports, daily living skills, and efficiently managing financial resources. Kansas Chafee Foster Care Independence Program (CFCIP) provides for an array of services and supports to youth who are likely to "age out" of the foster care system. Kansas CFCIP services includes Basic Chafee, Subsidy, Start-Up Costs, Vehicle Repair and Maintenance, Transportation Costs, Education and Training Voucher (ETV), and Kansas Foster Child Educational Assistance Act, and Aged Out Medical.

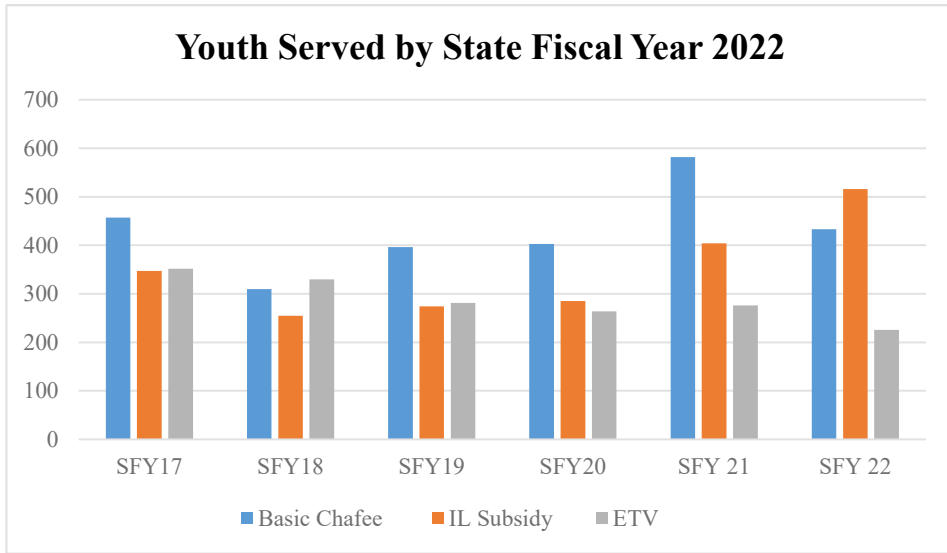
- ❖ Basic Chafee funds are used to help youth with education, employment, financial management, housing and emotional support. Youth must meet Chafee eligibility criteria of: 1) Youth who are in an eligible out of home placement in the custody of DCF, KDOC-JS, or Tribal Authority for any length of time on or after the 14th birthday and 2) Chafee eligibility ends at age 21.
- ❖ Independent Living Subsidy (IL Subsidy) funds are used to assist youth working towards completion of secondary education and/or obtaining/maintaining stable employment. Young adults must meet Subsidy eligibility criteria of: 1) Released from an eligible out of home placement in the custody of DCF, KDOC-JS, or Tribal Authority on or after their 18th birthday and 2) Subsidy eligibility ends at age 21.
- ❖ ETV are available to youth for post-secondary education or certified training program expenses. Youth must meet ETV eligibility criteria of: 1) Youth served by DCF, KDOC-JS, or Tribal Authority currently or previously in foster care for any length of time on or after the 14th birthday, 2) Youth earned a high school diploma or GED, 3) are enrolled in a post-secondary education that is a pre-accredited, accredited, or certified training program, and the youth meets one of many sub-criteria, and 4) Youth can receive ETV supports for a maximum of five years. ETV eligibility ends when a youth turns 26.

This report examines six years of data on youth who received Basic Chafee, IL Subsidy, ETV and/or Kansas Foster Child Education Assistance Act as part of Independent Living/Self-Sufficiency services through Department for Children and Families Prevention and Protection Services between SFY2017-2022.

Executive Summary:

- Independent Living Program served a total of 973 (unduplicated) young adults in SFY2022.
 - ◆ Of the 973 youth, a total of 433 received Basic Chafee funds, 516 received the IL Subsidy and 226 were provided post-secondary educational assistance through ETV. Youth may receive funding through multiple sources based on eligibility and Self-Sufficiency Plans.
- The majority of youth served by the IL Program within SFY2022 were female at 67.7% while 32.3% were male.
- There were 251 Kansas Tuition Waiver new applications in 2022.

Part I: Youth Served in Independent Living/Self-Sufficiency Program

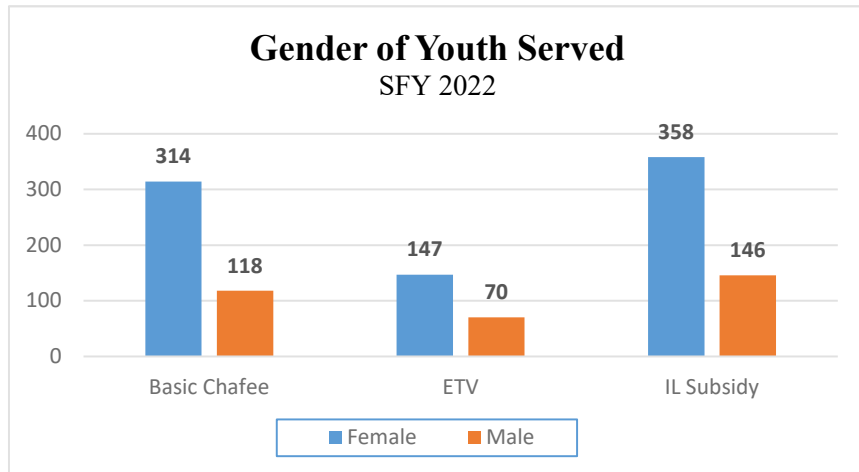
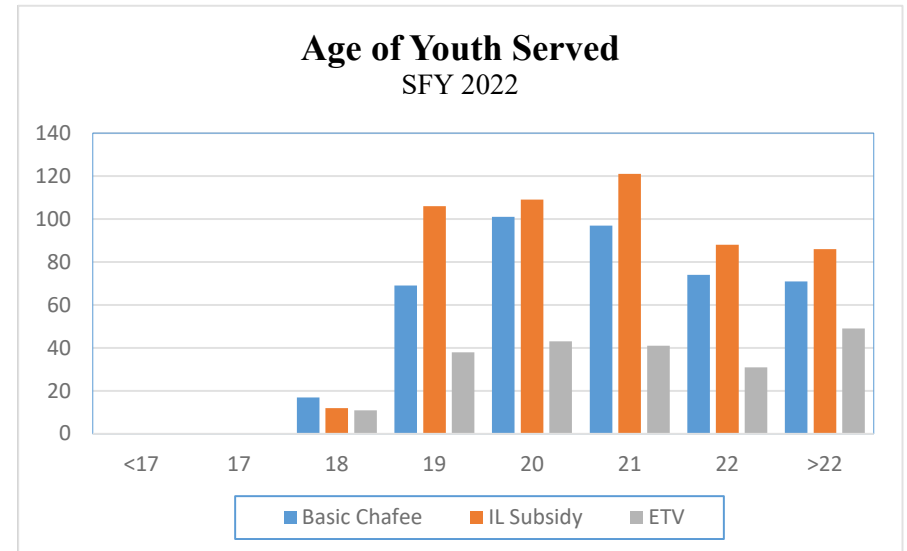


IL/Self-Sufficiency Program Trending over SFYs.

- Basic Chafee youth receiving Chafee funds is **433** in FY2022.
- IL Subsidy youth participation is **516** in FY2022.
- ETV youth participation is **226** in FY2022.

Twenty year olds represented the largest age group for Basic Chafee - 23.3%; while twenty-one year olds represented the largest age group for IL Subsidy - 23.4%. Youth Twenty-Two and Older represented the largest age group for ETV funding - 21.7%

The majority of youth receiving Basic Chafee funds (79.2%) and IL Subsidy (74.4%) and ETV funding (72.6%) were 20 years or older.



Young adult gender breakdown by IL program include:

- Basic Chafee, 72.52% were female while 27.25% were male.
- ETV, 65.04% were female while 30.97% were male.
- IL Subsidy, 69.38% were female while 28.29% were male.

Part II: Basic Chafee Funds

Basic Chafee activities and programs include, but are not limited to, help with education, employment, financial management, housing, emotional support and assured connections to caring adults for older youth in foster care.

Table 1: Basic Chafee Funds Youth Served SFY2017 - 2022

	SFY2017	SFY2018	SFY2019	SFY2020	SFY 2021	SFY 2022
Young Adults Served	457	310	396	403	582	433
Payment Totals	\$308,762	\$206,660	\$209,945	\$213,428	\$678,728	\$868,791
Annual Average per Young Adult	\$675.63	\$666.65	\$530.17	\$529.60	\$1,166.20	\$2,006.45

Table 2: Basic Chafee Funds Youth Served by Region SFY2017 - 2022

	SFY2017		SFY2018		SFY2019	
East	108	23.6%	57	18.4%	115	29.0%
Kansas City	84	18.4%	64	20.6%	75	18.9%
West	105	23.0%	96	31.0%	50	12.6%
Wichita	160	35.0%	93	30.0%	156	39.4%
Unable to Determine	0	0.0%	0	0.0%	0	0.0%
Total	457	100%	310	100%	396	100%
	SFY2020		SFY2021		SFY2022	
East	86	21.3%	118	20.3%	102	23.6%
Kansas City	71	17.6%	156	26.8%	95	21.9%
West	66	16.4%	94	16.2%	61	14.1%
Wichita	180	44.7%	214	36.8%	175	40.4%
Unable to Determine	0	0.0%	0	0.0%	0	0.0%
Total	403	100%	582	100%	433	100.0%

Part III: Independent Living Subsidy (IL Subsidy)

IL Subsidy is short-term assistance between the youth (ages 18 up to 21) and IL program. Youth shall be working towards completion of secondary education and/or obtaining/maintaining stable employment. The youth will be expected to work with his/her mentor (if assigned) and IL Coordinator to achieve the identified self-sufficiency goal. IL Subsidy is funded through the CFCIP. Youth's financial need and participation in the program are criteria for financial support which shall not exceed \$350.00 per month.

In SFY2018, IL program updated IL Subsidy policy to provided a tiered approach to target vulnerable youth transitioning from foster care towards independence.

Tier 1: Months 1-12 100% of subsidy based on need (PPS 7000A)

Tier 2: Months 13-18 90% of initial subsidy amount

Tier 3: Months 19-24 80% of initial subsidy amount

Tier 4: Months 25-36 70% of initial subsidy amount

Table 3: Independent Living Subsidy Youth Served SFY2017 - 2022

	SFY2017	SFY2018	SFY2019	SFY2020	SFY2021	SFY2022
Young Adults Served	347	255	274	285	404	516
Payment Totals	\$551,284	\$406,034	\$387,525	\$411,512	\$1,030,950	\$2,312,722
Annual Average per Young Adult	\$1,588.71	\$1,592.29	\$1,414.32	\$1,443.90	\$2,551.86	\$4,482.02

Table 4: Independent Living Subsidy Youth Served by Region SFY2017 - 2022

	SFY2017		SFY2018		SFY2019	
East	68	19.6%	42	16.5%	76	27.7%
Kansas City	100	28.8%	75	29.4%	83	30.3%
West	89	25.6%	65	25.5%	55	20.1%
Wichita	90	25.9%	73	28.6%	60	21.9%
Unable to Determine	0	0.0%	0	0.0%	0	0.0%
Statewide	347	100%	255	100%	274	100%
	SFY2020		SFY2021		SFY2022	
East	86	30.2%	106	26.2%	126	24.4%
Kansas City	93	32.6%	143	35.5%	169	32.8%
West	61	21.4%	66	16.3%	52	10.1%
Wichita	45	15.8%	89	22.0%	168	32.6%
Unable to Determine	0	0.0%	0	0.0%	1	0.1%
Statewide	285	100%	404	100%	516	100%

Part IV: ETV

The ETV program provides youth who meet eligibility criteria with post secondary support. Criteria includes completion of Self-Sufficiency Plan, ETV Program Plan documenting all post secondary educational costs, Free Application for Federal Student Aid (FAFSA), and successful submission of three scholarship applications. To receive financial support youth shall attend accredited public, private or non-profit post-secondary school or training programs in or out of state. ETV funds may be used to pay for education related costs including room and board, books, materials or tutoring. All ETV Plans shall begin July 1 and end June 30 of each year. Youth can receive ETV supports for a maximum of five years. ETV eligibility ends when a youth turns 26.

Table 5: ETV Youth Served SFY2017 – 2022

	SFY2017	SFY2018	SFY2019	SFY2020	SFY2021	SFY2022
Young Adults Served	352	330	281	264	276	226
Payment Totals	\$695,789	\$520,596	\$437,620	\$437,620	\$1,046,850	\$916,407
Annual Average per Young Adult	1976.6747	1577.5636	\$1,557.37	\$1,657.65	\$3,792.93	\$4,054.90

Table 6: ETV Youth Served by Region SFY2017 - 2022

	SFY2017		SFY2018		SFY2019	
East	73	20.7%	62	18.8%	66	23.5%
Kansas City	97	27.6%	95	28.8%	85	30.2%
West	97	27.6%	86	26.1%	54	19.2%
Wichita	85	24.1%	87	26.4%	76	27.0%
Out-of-State Education	0	0.0%	0	0.0%	0	0.0%
Unable to Determine	0	0.0%	0	0.0%	0	0.0%
Total	352	100%	330	100%	281	100%
	SFY2020		SFY2021		SFY2022	
East	58	22.0%	55	19.9%	66	29.2%
Kansas City	66	25.0%	98	35.5%	78	34.5%
West	56	21.2%	54	19.6%	45	19.9%
Wichita	83	31.4%	67	24.3%	35	15.5%
Out-of-State Education	0	0.0%	0	0.0%	0	0.0%
Unable to Determine	1	0.4%	2	0.7%	2	0.9%
Total	264	100%	276	100%	226	100%

Part V: Kansas Foster Care Educational Assistance Act Program (Tuition Waiver)

The Kansas Tuition Waiver Program waives tuition and required fees at state educational institutions in Kansas, including vocational-technical schools, community colleges, and state universities. Youth who are eligible to apply for the Kansas Foster Child Educational Assistance Act are enrolled in a Kansas educational institution and meet one of the following:

- i. In the custody of DCF and in a foster care placement on the date the youth attained 18 years of age; or
- ii. Released from custody of DCF prior to attaining 18 years of age, after having graduated from high school or fulfilled the requirements for a GED while in foster care placement and the custody of DCF; or
- iii. Adopted from a foster care placement on or after the youth's 16th birthday; or
- iv. Left a foster care placement subject to a permanent custodianship or guardianship under chapter 38 or 59 of the Kansas Statutes Annotated on or after the youth's 16th birthday.

In order to remain eligible for participation in the program, youth shall remain in good standing at the Kansas educational institution where the youth is enrolled and shall make satisfactory progress toward completion of the requirements of the educational program.

Eligibility for Kansas Foster Child Education Assistance service component ends at the conclusion of the semester during which the youth attains 23 years of age

Table 7: Tuition Waiver data from 2017 - 2022

Initial Semester of Participation	# of Applications Approved for Tuition Waiver					
	SFY2017	SFY2018	SFY2019	SFY2020	SFY2021	SFY2022
Spring	82	81	53	46	1	50
Summer	23	29	33	9	10	9
Fall	239	244	192	183	160	191
Total	344	354	278	238	171	250