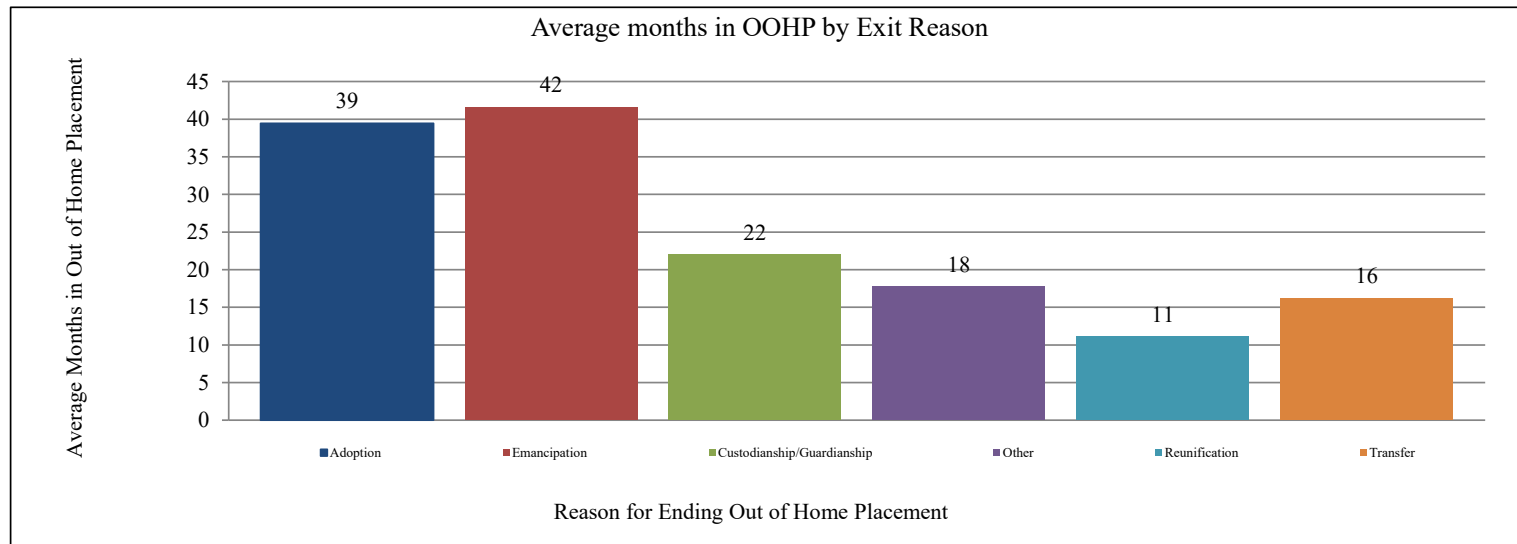




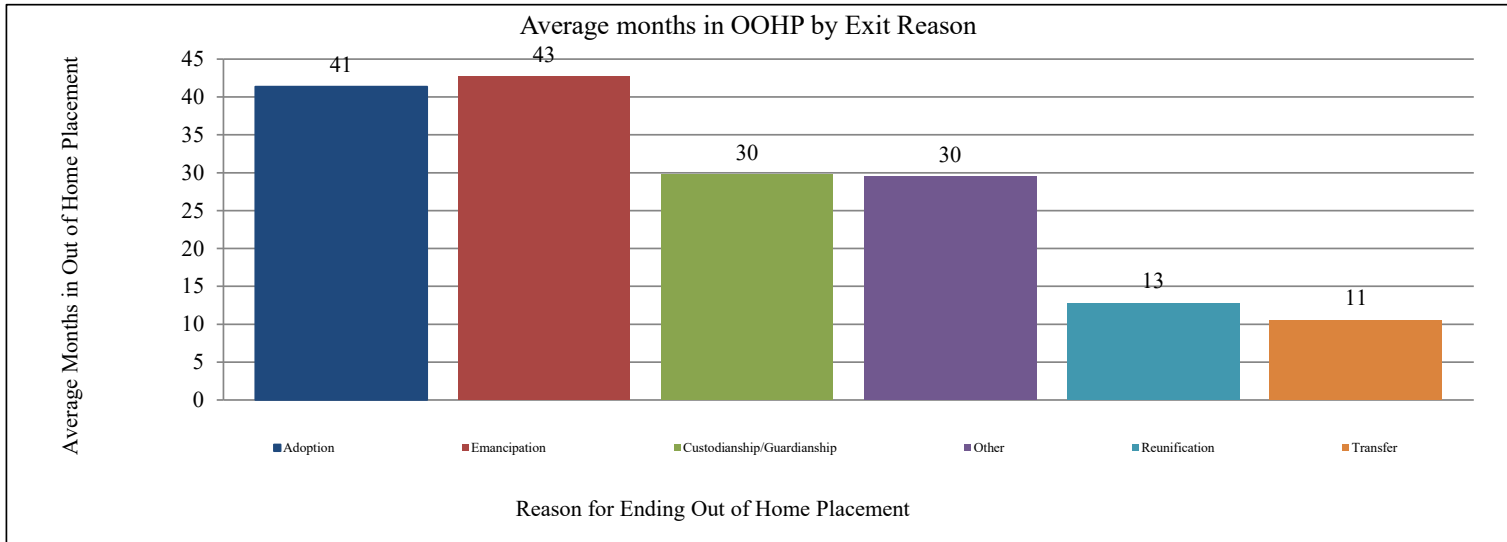
**Length of Stay and Reason for Ending Out of Home Placement SFY2022
June 30, 2022**

Statewide	JUL	AUG	SEP	Oct	NOV	DEC	JAN	FEB	MAR	APR	MAY	JUN	Total	Max Age	Min Age	Avg Age	Max Days	Min Days	Avg Mos
Adoption	85	93	63	69	138	77	61	57	65	73	89	86	956	17	0	7	5,244	243	39
Emancipation	51	64	34	37	29	31	37	23	35	23	46	48	458	21	16	18	7,611	2	42
Custodianship/Guardianship	22	17	6	7	29	16	9	19	9	5	14	9	162	18	0	11	3,337	11	22
Other	0	0	1	2	0	1	3	1	1	2	0	2	13	18	0	10	1,754	31	18
Reunification	149	225	109	186	124	199	136	114	180	159	179	163	1,923	18	0	8	1,994	1	11
Transfer	2	1	11	4	7	15	5	3	7	10	7	3	75	18	0	9	3,776	1	16
Total	309	400	224	305	327	339	251	217	297	272	335	311	3,587	21	0	9	7,611	1	23.2



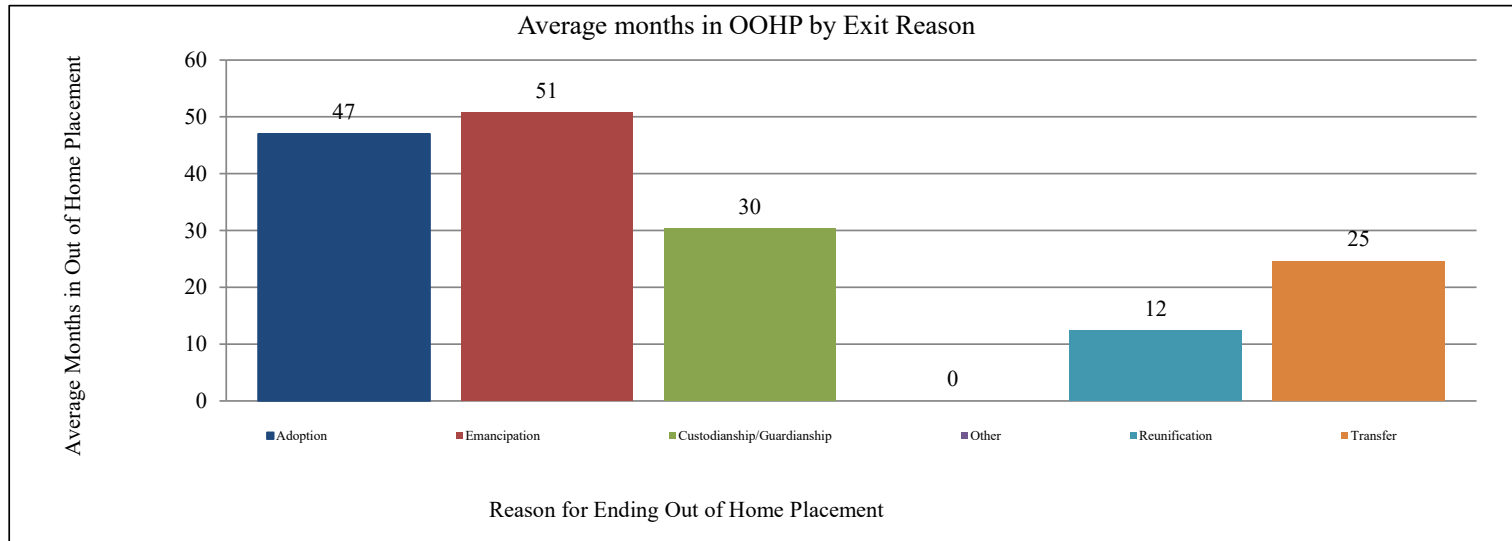
Length of Stay and Reason for Ending Out of Home Placement SFY2022

Kansas City Region	JUL	AUG	SEP	Oct	NOV	DEC	JAN	FEB	MAR	APR	MAY	JUN	Total	Max Age	Min Age	Avg Age	Max Days	Min Days	Avg Mos
Adoption	25	11	11	25	26	10	15	17	9	10	10	13	182	17	1	7	3,387	410	41
Emancipation	8	22	5	12	9	2	12	6	4	5	8	14	107	21	18	18	6,073	48	43
Custodianship/Guardianship	0	5	2	0	3	4	2	3	1	2	2	3	27	17	3	12	2,050	231	30
Other	0	0	0	0	0	0	0	1	0	1	0	0	2	15	0	8	1,754	73	30
Reunification	24	34	34	46	21	21	19	14	26	17	18	14	288	17	0	8	1,513	2	13
Transfer	2	0	3	0	0	2	1	0	2	0	2	1	13	18	1	10	1,033	5	11
Total	59	72	55	83	59	39	49	41	42	35	40	45	619	21	0	10	6,073	2	27.1



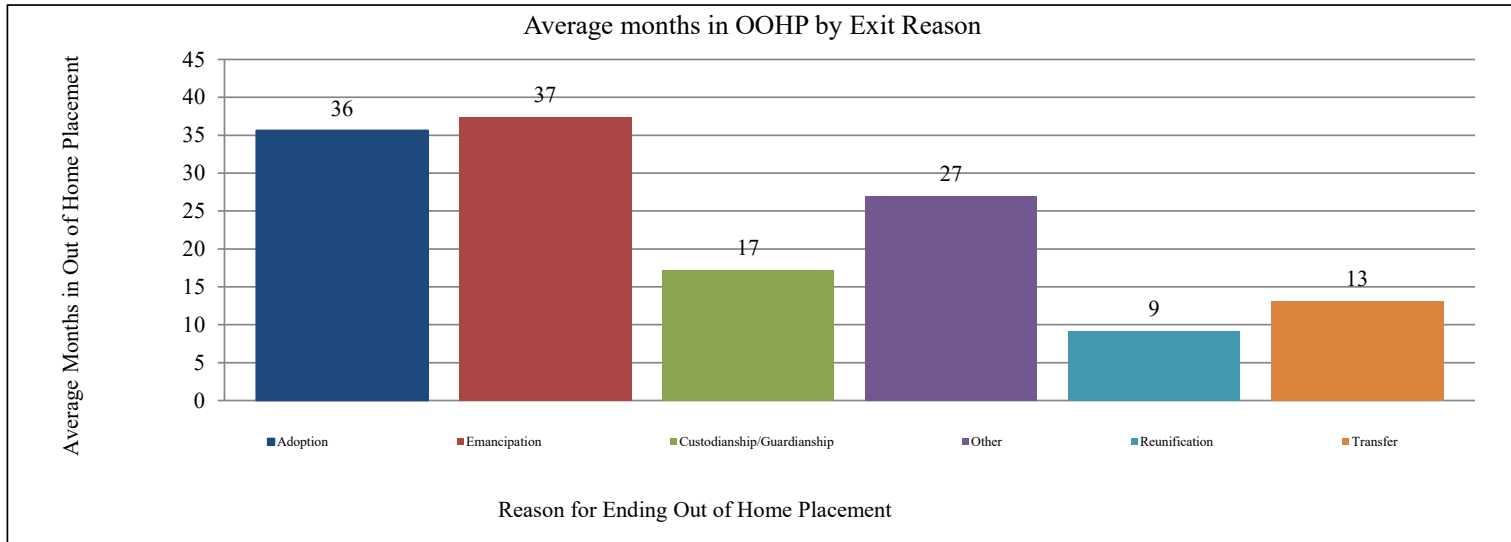
Length of Stay and Reason for Ending Out of Home Placement SFY2022

Northeast Region	JUL	AUG	SEP	Oct	NOV	DEC	JAN	FEB	MAR	APR	MAY	JUN	Total	Max Age	Min Age	Avg Age	Max Days	Min Days	Avg Mos
Adoption	12	6	17	7	15	6	8	11	2	4	14	26	128	17	1	8	5,244	294	47
Emancipation	5	7	9	2	4	5	3	7	3	5	11	7	68	20	18	18	5,468	46	51
Custodianship/Guardianship	1	0	1	0	4	0	1	1	0	0	3	0	11	18	4	12	2,047	552	30
Other	0	0	0	0	0	0	0	0	0	0	0	0	0	0	0	0	0	0	0
Reunification	20	29	5	17	14	22	11	13	32	21	32	25	241	17	0	8	1,994	2	12
Transfer	0	0	1	0	1	0	1	0	1	0	0	1	5	17	11	15	1,672	63	25
Total	38	42	33	26	38	33	24	32	38	30	60	59	453	20	0	10	5,468	2	28.5



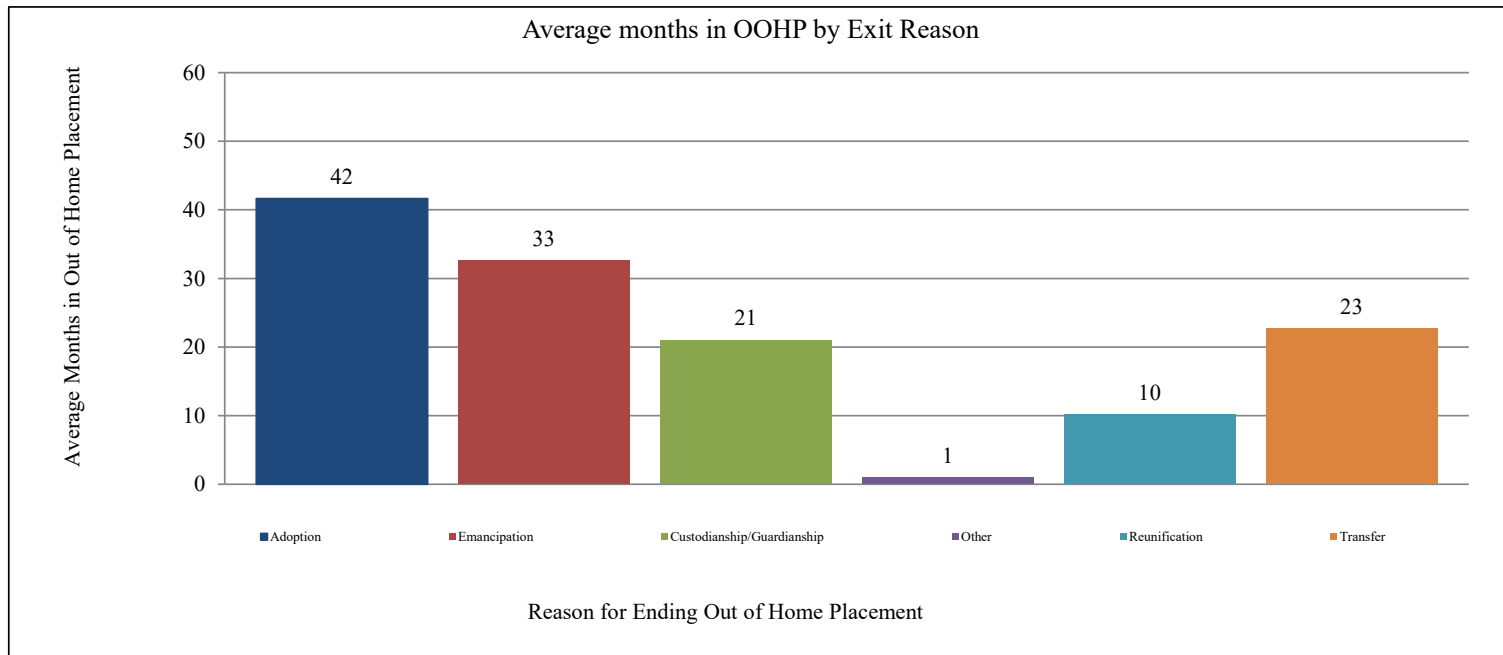
Length of Stay and Reason for Ending Out of Home Placement SFY2022

Northwest Region	JUL	AUG	SEP	Oct	NOV	DEC	JAN	FEB	MAR	APR	MAY	JUN	Total	Max Age	Min Age	Avg Age	Max Days	Min Days	Avg Mos
Adoption	8	6	2	7	28	16	5	8	4	6	4	8	102	17	0	7	2,483	323	36
Emancipation	14	7	6	5	4	9	2	3	7	1	3	6	67	20	17	18	4,046	2	37
Custodianship/Guardianship	9	3	0	2	1	0	1	4	2	1	4	0	27	16	2	10	876	28	17
Other	0	0	1	0	0	0	0	0	0	0	0	0	1	18	18	18	844	844	27
Reunification	23	37	8	22	16	32	23	18	29	20	41	31	300	17	0	9	1,374	1	9
Transfer	0	0	0	0	3	5	1	0	0	5	2	0	16	17	0	9	1,262	49	13
Total	54	53	17	36	52	62	32	33	42	33	54	45	513	20	0	10	4,046	1	18.7



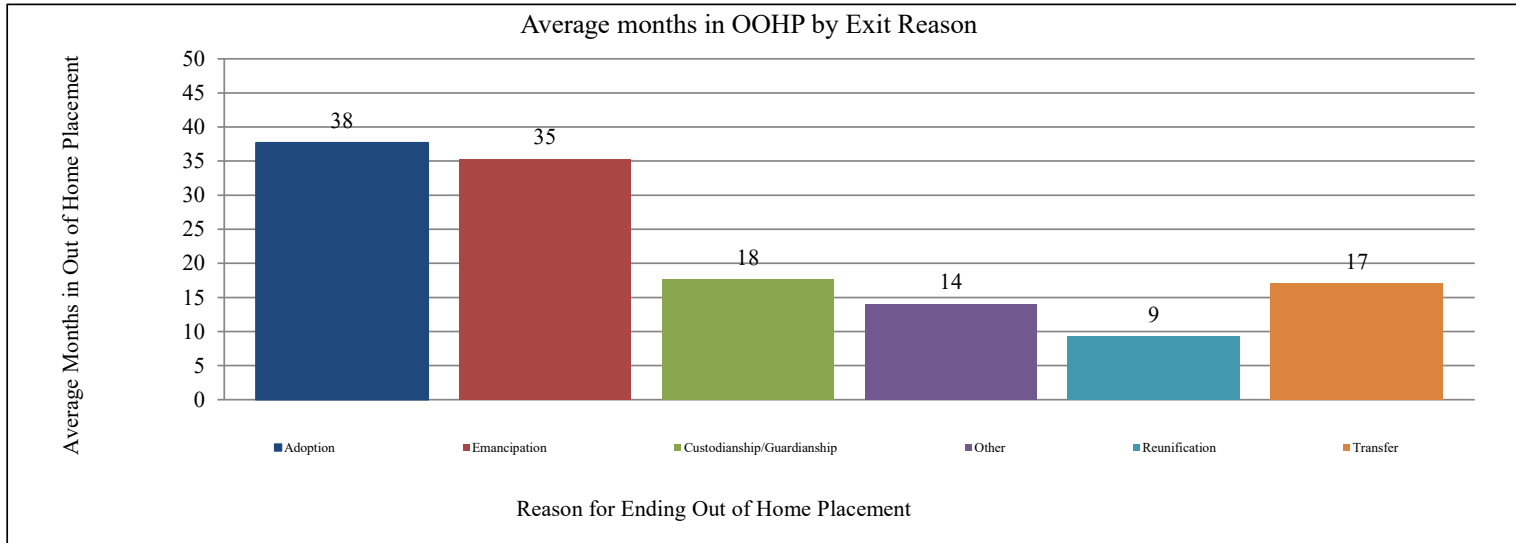
Length of Stay and Reason for Ending Out of Home Placement SFY2022

Southeast Region	JUL	AUG	SEP	Oct	NOV	DEC	JAN	FEB	MAR	APR	MAY	JUN	Total	Max Age	Min Age	Avg Age	Max Days	Min Days	Avg Mos
Adoption	10	19	15	5	13	11	4	3	11	18	22	3	134	17	0	8	2,419	279	42
Emancipation	13	7	4	3	3	2	4	2	2	4	6	4	54	20	16	18	3,634	119	33
Custodianship/Guardianship	2	2	2	3	5	4	2	3	3	1	5	1	33	17	0	12	3,337	56	21
Other	0	0	0	0	0	0	0	0	0	1	0	0	1	1	1	1	46	46	1
Reunification	16	28	15	25	20	18	20	17	23	43	22	26	273	17	0	9	1,388	3	10
Transfer	0	1	2	0	0	1	0	0	1	0	2	0	7	18	1	9	1,032	414	23
Total	41	57	38	36	41	36	30	25	40	67	57	34	502	20	0	10	3634	3	22



Length of Stay and Reason for Ending Out of Home Placement SFY2022

Southwest Region	JUL	AUG	SEP	Oct	NOV	DEC	JAN	FEB	MAR	APR	MAY	JUN	Total	Max Age	Min Age	Avg Age	Max Days	Min Days	Avg Mos
Adoption	14	22	13	13	33	16	12	10	8	15	12	13	181	17	0	7	3,290	243	38
Emancipation	6	12	6	4	5	6	9	2	7	2	8	10	77	21	18	18	4,959	19	35
Custodianship/Guardianship	7	5	1	1	8	7	1	0	0	0	0	3	33	17	1	10	1,714	76	18
Other	0	0	0	1	0	0	2	0	0	0	0	2	5	17	2	11	1,162	31	14
Reunification	30	39	23	32	23	44	24	28	29	11	30	25	338	17	0	9	1,188	1	9
Transfer	0	0	1	2	1	6	1	1	2	2	1	0	17	17	0	9	1,095	2	17
Total	57	78	44	53	70	79	49	41					651	21	0	9	4,959	1	21



Length of Stay and Reason for Ending Out of Home Placement SFY2022

Wichita Region	JUL	AUG	SEP	OCT	NOV	DEC	JAN	FEB	MAR	APR	MAY	JUN	Total	Max Age	Min Age	Avg Age	Max Days	Min Days	Avg Mos
Adoption	16	29	5	12	23	18	17	8	31	20	27	23	229	17	1	7	3,679	339	35
Emancipation	5	9	4	11	4	7	7	3	12	6	10	7	85	21	18	18	7,611	57	48
Custodianship/Guardianship	3	2	0	1	8	1	2	8	3	1	0	2	31	17	0	12	1,723	11	22
Other	0	0	0	1	0	1	1	0	1	0	0	0	4	18	1	9	901	299	19
Reunification	36	58	24	44	30	62	39	24	41	47	36	42	483	18	0	7	1,691	1	13
Transfer	0	0	4	2	2	1	1	2	1	3	0	1	17	18	0	9	3,776	1	18
Total	60	98	37	71	67	90	67	45	89	77	73	75	849	21	0	8	7611	1	23

