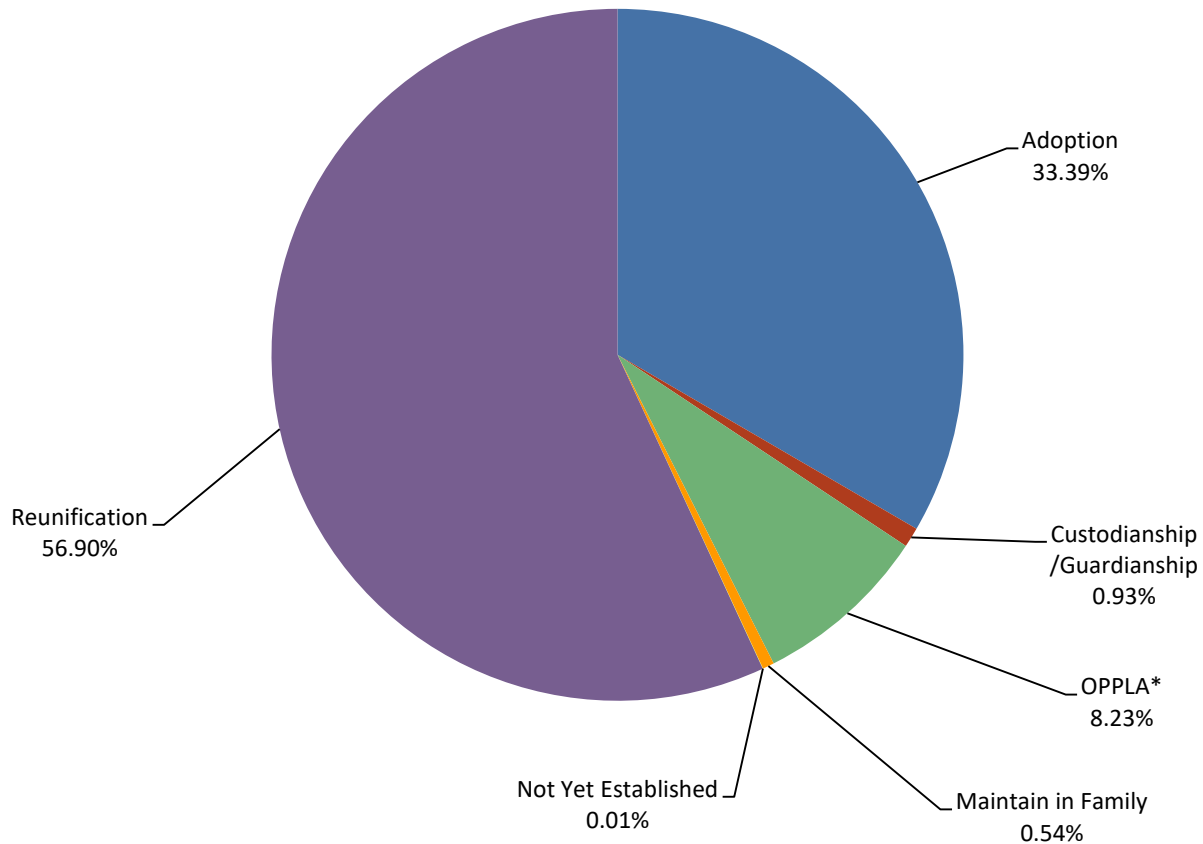




SFY2021 Permanency Goal for Children in Out of Home Placement by Area

Statewide

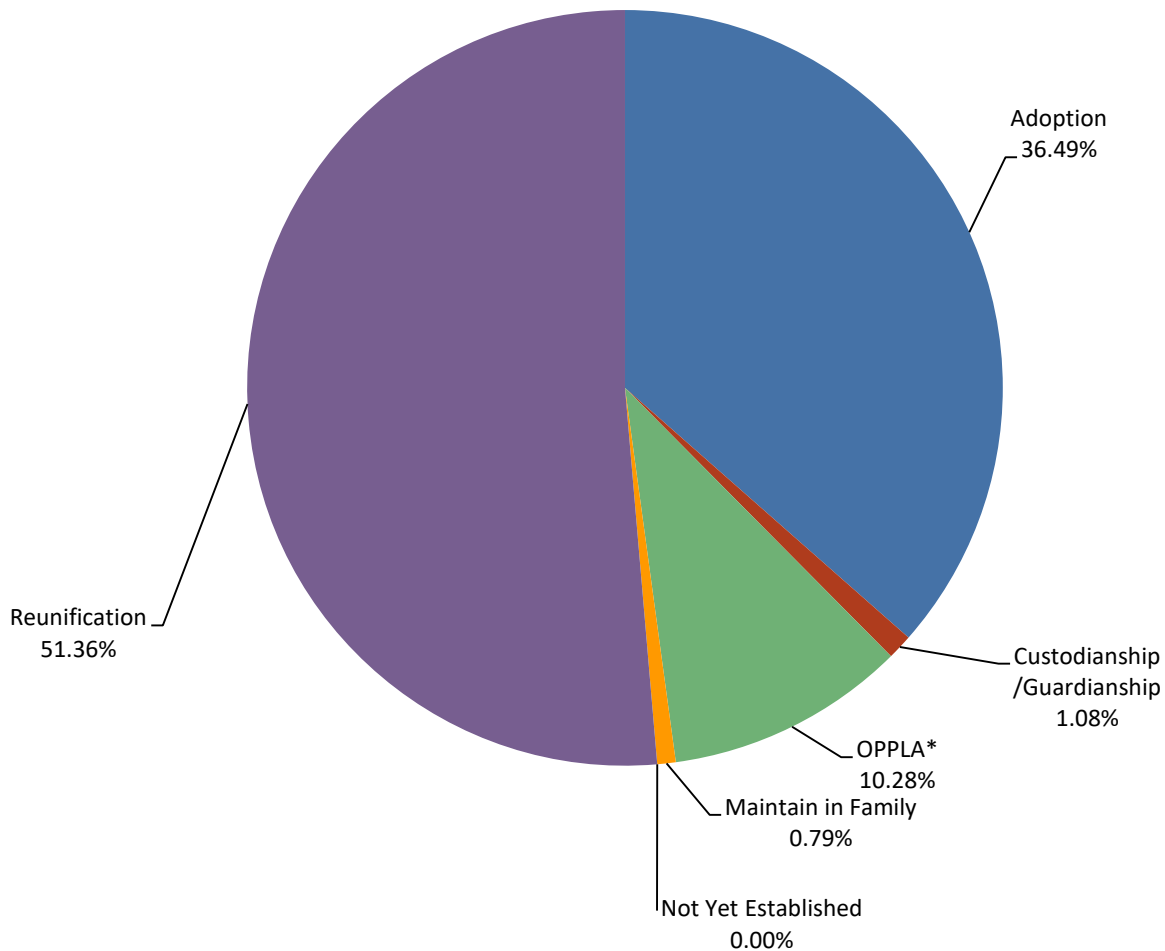
	<u>JUL</u>	<u>AUG</u>	<u>SEP</u>	<u>OCT</u>	<u>NOV</u>	<u>DEC</u>	<u>JAN</u>	<u>FEB</u>	<u>MAR</u>	<u>APR</u>	<u>MAY</u>	<u>JUN</u>	<u>Avg</u>
Adoption	2,300	2,224	2,268	2,273	2,246	2,253	2,289	2,290	2,316	2,329	2,364	2,363	2,293
Custodianship /Guardianship	56	60	64	64	65	67	66	62	62	64	70	66	64
OPPLA*	562	526	533	535	563	561	560	582	594	601	599	564	565
Maintain in Family	37	46	44	50	45	52	45	36	32	22	17	21	37
Not Yet Established	0	0	0	0	0	0	0	0	0	0	1	0	1
Reunification	4,030	4,024	3,897	3,929	3,904	3,847	3,905	3,909	3,892	3,879	3,840	3,831	3,907
Total	6,985	6,880	6,806	6,851	6,823	6,780	6,865	6,879	6,896	6,895	6,891	6,845	



SFY2021 Permanency Goal for Children in Out of Home Placement by Area

Area 1

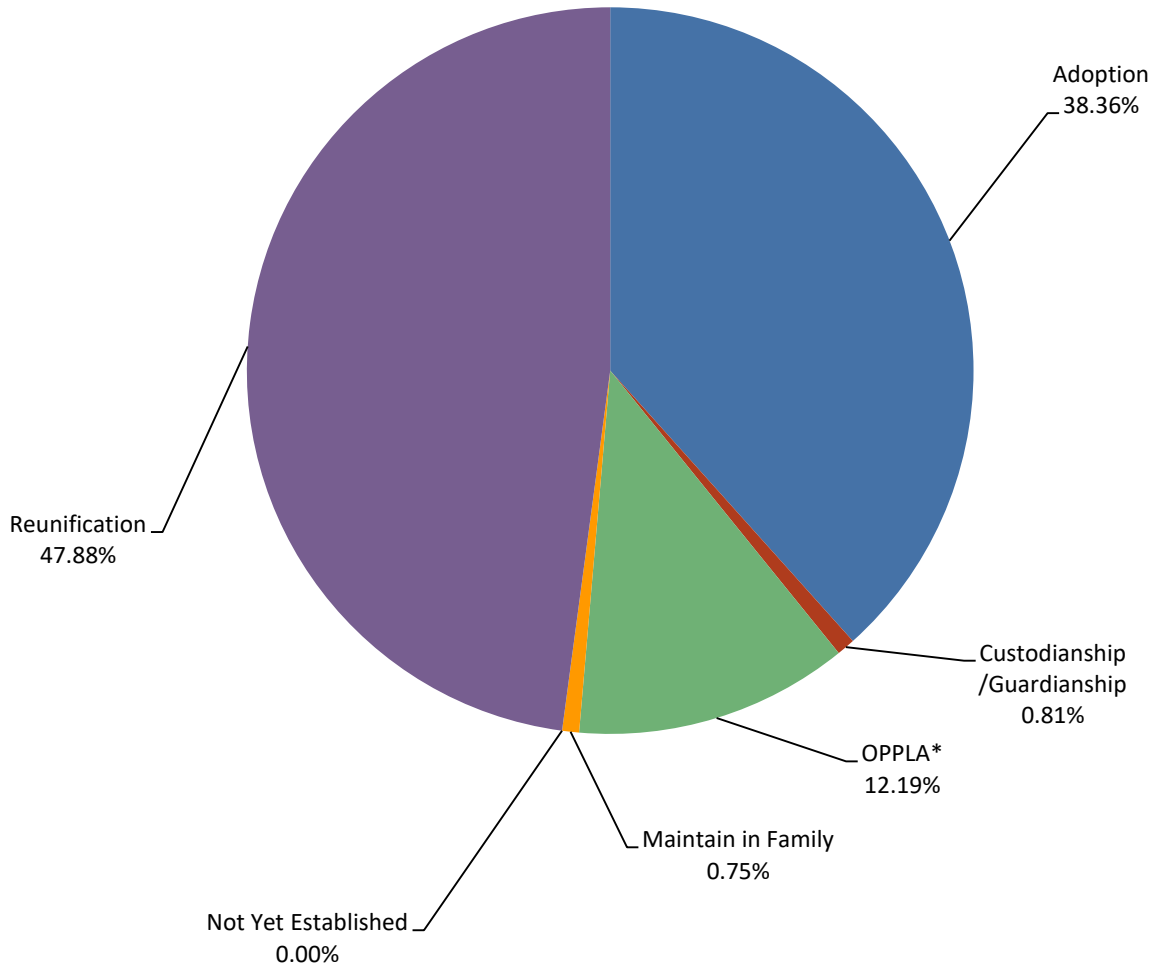
	<u>JUL</u>	<u>AUG</u>	<u>SEP</u>	<u>OCT</u>	<u>NOV</u>	<u>DEC</u>	<u>JAN</u>	<u>FEB</u>	<u>MAR</u>	<u>APR</u>	<u>MAY</u>	<u>JUN</u>	<u>Avg</u>
Adoption	322	317	315	313	309	305	311	319	320	319	320	324	316
Custodianship /Guardianship	6	8	9	8	8	7	8	7	8	12	17	14	9
OPPLA*	100	88	80	79	86	86	84	94	93	95	97	87	89
Maintain in Family	7	8	6	8	8	12	12	4	4	2	3	8	7
Not Yet Established	0	0	0	0	0	0	0	0	0	0	0	0	0
Reunification	483	469	470	467	458	431	435	428	440	438	413	408	445
Total	918	890	880	875	869	841	850	852	865	866	850	841	



SFY2021 Permanency Goal for Children in Out of Home Placement by Area

Area 2

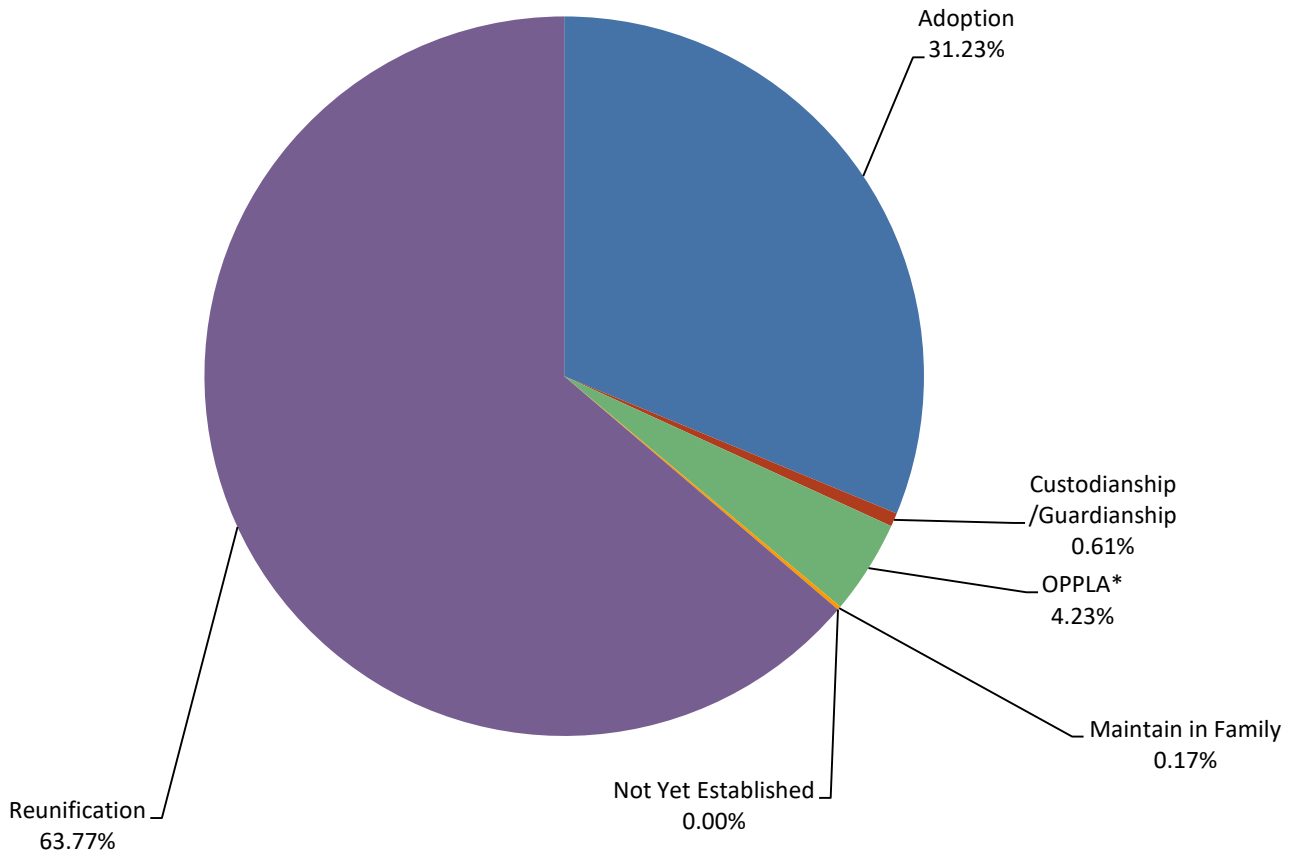
	<u>JUL</u>	<u>AUG</u>	<u>SEP</u>	<u>OCT</u>	<u>NOV</u>	<u>DEC</u>	<u>JAN</u>	<u>FEB</u>	<u>MAR</u>	<u>APR</u>	<u>MAY</u>	<u>JUN</u>	<u>Avg</u>
Adoption	423	409	398	414	408	406	409	394	384	385	389	382	400
Custodianship /Guardianship	10	11	13	11	13	10	9	6	5	4	5	5	9
OPPLA*	133	126	130	124	127	124	123	122	129	134	132	122	127
Maintain in Family	7	6	6	8	6	7	7	11	15	6	8	7	8
Not Yet Established	0	0	0	0	0	0	0	0	0	0	0	0	0
Reunification	571	541	502	493	466	462	488	511	490	499	483	487	499
Total	1,144	1,093	1,049	1,050	1,020	1,009	1,036	1,044	1,023	1,028	1,017	1,003	



SFY2021 Permanency Goal for Children in Out of Home Placement by Area

Area 3

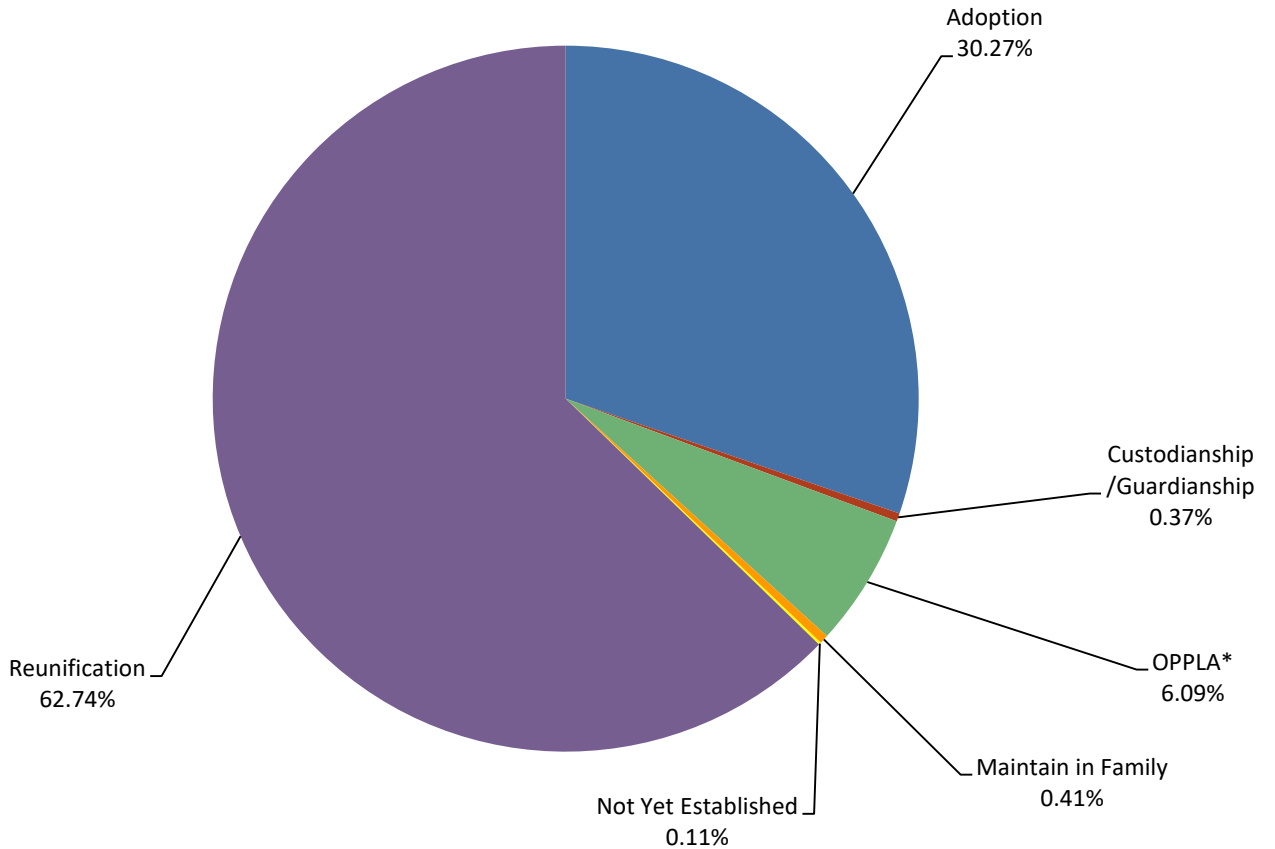
	<u>JUL</u>	<u>AUG</u>	<u>SEP</u>	<u>OCT</u>	<u>NOV</u>	<u>DEC</u>	<u>JAN</u>	<u>FEB</u>	<u>MAR</u>	<u>APR</u>	<u>MAY</u>	<u>JUN</u>	<u>Avg</u>
Adoption	283	275	282	290	290	289	294	291	296	302	299	297	291
Custodianship /Guardianship	5	7	6	6	6	5	5	4	4	6	7	7	6
OPPLA*	36	31	31	32	31	32	38	45	46	49	48	53	39
Maintain in Family	3	2	1	1	1	2	2	1	1	2	0	1	2
Not Yet Established	0	0	0	0	0	0	0	0	0	0	0	0	0
Reunification	562	566	589	583	586	586	587	596	614	611	627	614	593
Total	889	881	909	912	914	914	926	937	961	970	981	972	



SFY2021 Permanency Goal for Children in Out of Home Placement by Area

Area 4

	<u>JUL</u>	<u>AUG</u>	<u>SEP</u>	<u>OCT</u>	<u>NOV</u>	<u>DEC</u>	<u>JAN</u>	<u>FEB</u>	<u>MAR</u>	<u>APR</u>	<u>MAY</u>	<u>JUN</u>	<u>Avg</u>
Adoption	259	250	247	253	260	267	269	270	282	285	305	297	270
Custodianship /Guardianship	1	1	1	1	2	2	4	4	4	6	7	7	3
OPPLA*	51	51	50	50	56	56	50	62	62	60	56	49	54
Maintain in Family	5	4	6	6	3	4	4	2	2	4	2	2	4
Not Yet Established	0	0	0	0	0	0	0	0	0	0	1	0	1
Reunification	570	575	571	576	584	562	563	559	541	556	542	524	560
Total	886	881	875	886	905	891	890	897	891	911	913	879	

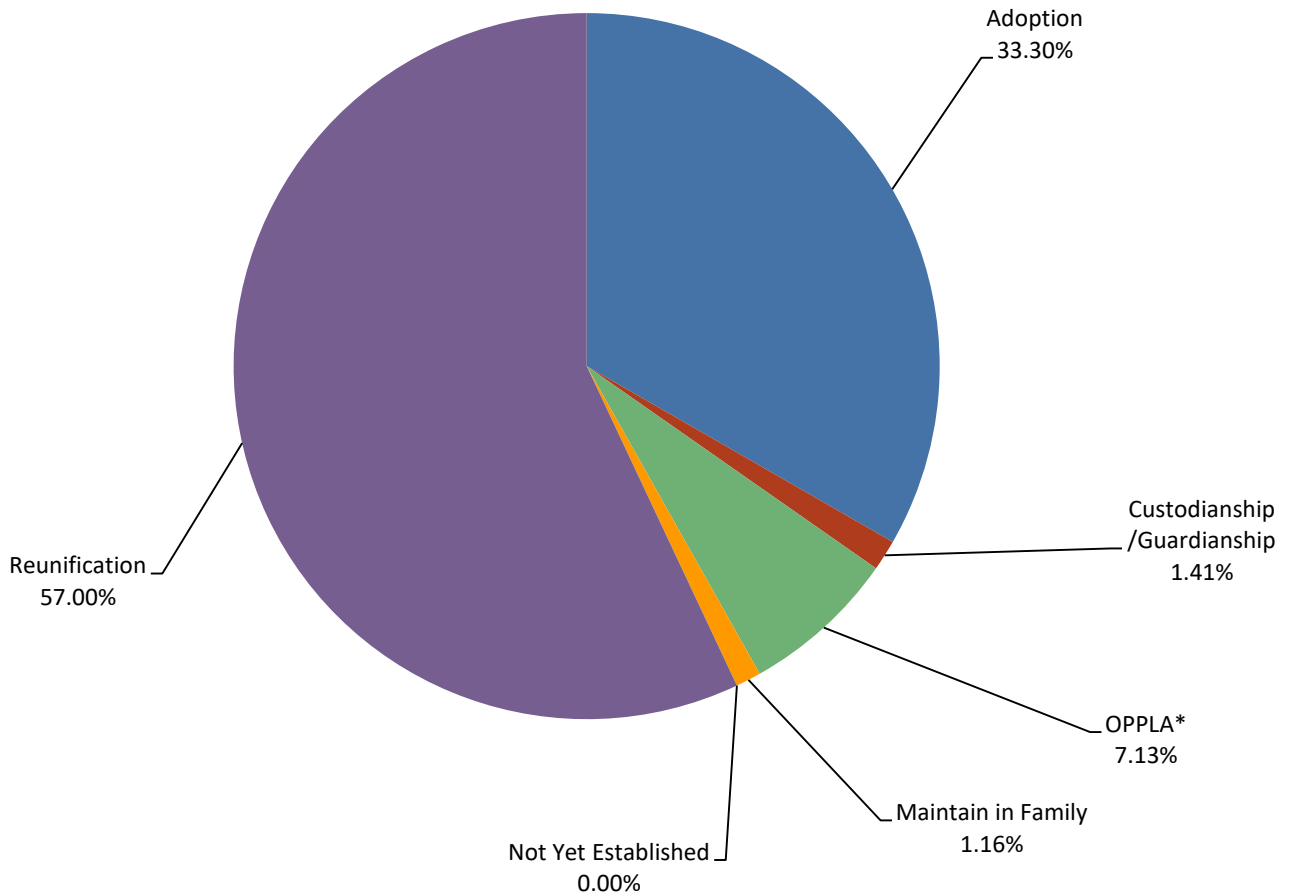


*Other planned permanent living arrangement (OPPLA). This is a permanency option only when other options such as reunification, adoption, or guardianship have been ruled out.

SFY2021 Permanency Goal for Children in Out of Home Placement by Area

Area 5

	<u>JUL</u>	<u>AUG</u>	<u>SEP</u>	<u>OCT</u>	<u>NOV</u>	<u>DEC</u>	<u>JAN</u>	<u>FEB</u>	<u>MAR</u>	<u>APR</u>	<u>MAY</u>	<u>JUN</u>	<u>Avg</u>
Adoption	267	244	242	237	224	235	244	256	252	239	232	236	242
Custodianship /Guardianship	10	9	9	10	10	12	11	12	10	9	9	12	10
OPPLA*	50	44	54	52	55	54	52	51	53	57	52	49	52
Maintain in Family	2	9	10	9	13	14	8	6	5	0	0	0	8
Not Yet Established	0	0	0	0	0	0	0	0	0	0	0	0	0
Reunification	435	451	414	444	444	430	431	402	393	377	367	389	415
Total	764	757	729	752	746	745	746	727	713	682	660	686	

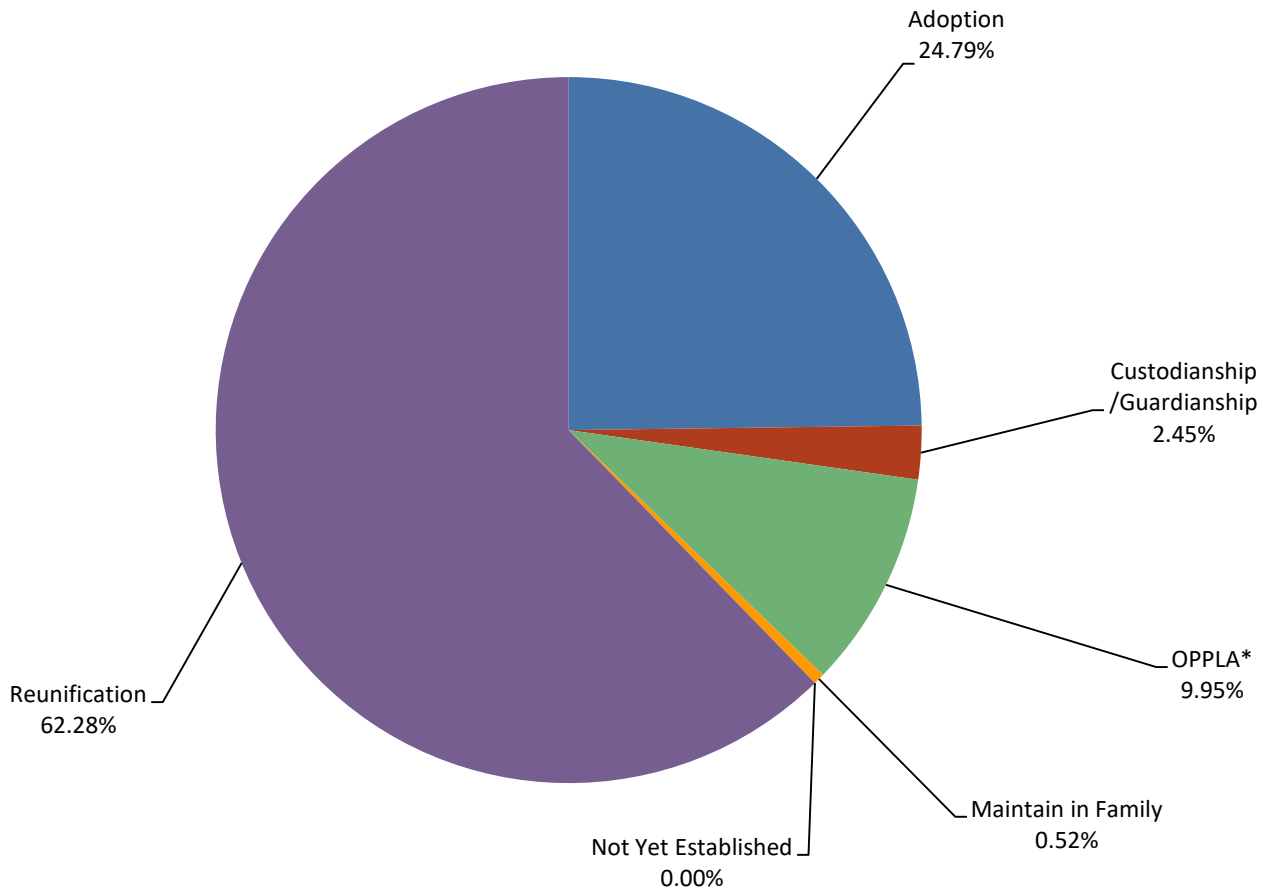


*Other planned permanent living arrangement (OPPLA). This is a permanency option only when other options such as reunification, adoption, or guardianship have been ruled out.

SFY2021 Permanency Goal for Children in Out of Home Placement by Area

Area 6

	<u>JUL</u>	<u>AUG</u>	<u>SEP</u>	<u>OCT</u>	<u>NOV</u>	<u>DEC</u>	<u>JAN</u>	<u>FEB</u>	<u>MAR</u>	<u>APR</u>	<u>MAY</u>	<u>JUN</u>	<u>Avg</u>
Adoption	155	151	175	176	184	192	197	188	187	193	204	203	184
Custodianship /Guardianship	15	15	17	19	18	23	21	20	22	20	16	12	18
OPPLA*	62	59	64	71	74	75	79	82	83	79	81	76	74
Maintain in Family	4	7	6	3	4	5	2	2	3	5	3	2	4
Not Yet Established	0	0	0	0	0	0	0	0	0	0	0	0	0
Reunification	480	487	443	454	444	445	456	463	474	462	464	467	462
Total	716	719	705	723	724	740	755	755	769	759	768	760	

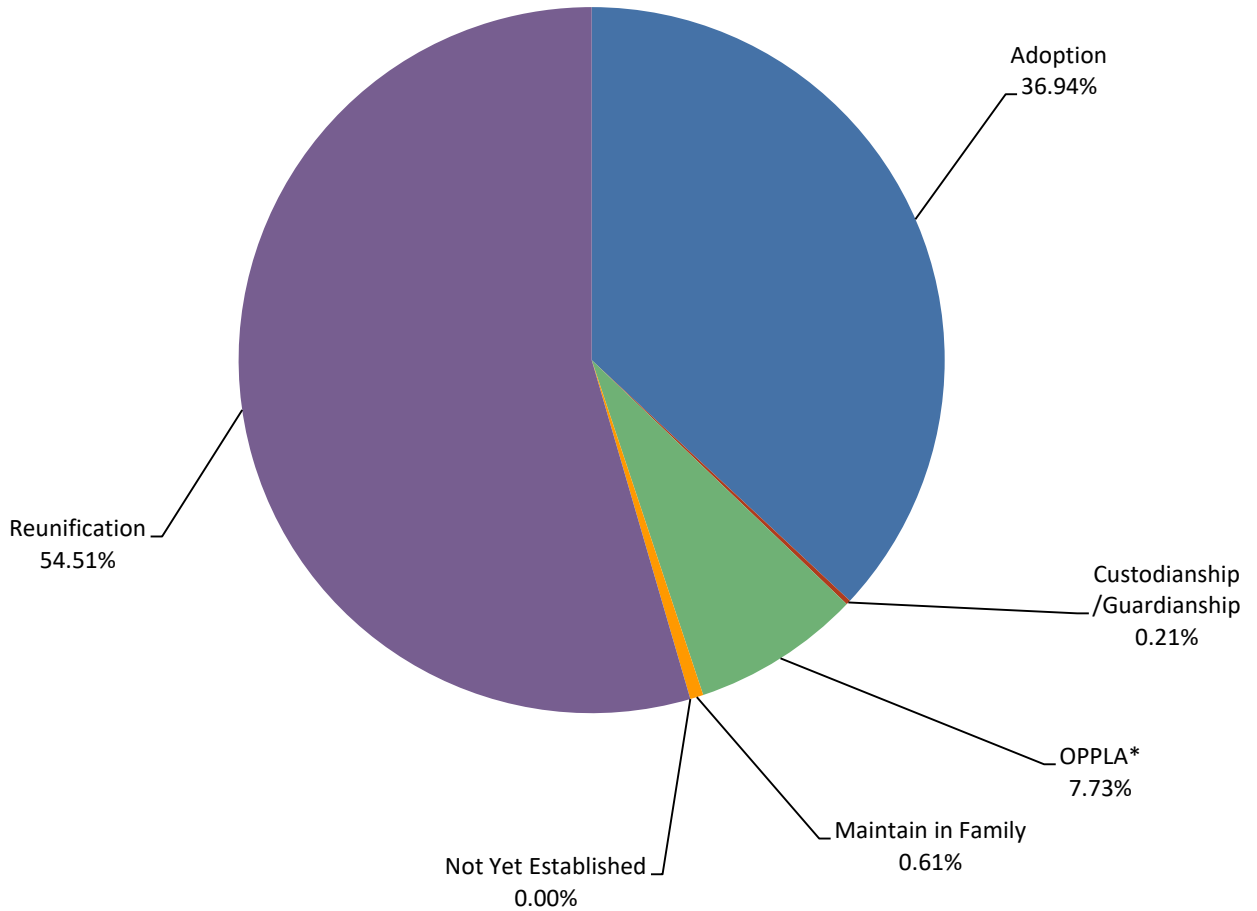


*Other planned permanent living arrangement (OPPLA). This is a permanency option only when other options such as reunification, adoption, or guardianship have been ruled out.

SFY2021 Permanency Goal for Children in Out of Home Placement by Area

Area 7

	<u>JUL</u>	<u>AUG</u>	<u>SEP</u>	<u>OCT</u>	<u>NOV</u>	<u>DEC</u>	<u>JAN</u>	<u>FEB</u>	<u>MAR</u>	<u>APR</u>	<u>MAY</u>	<u>JUN</u>	<u>Avg</u>
Adoption	406	397	432	424	410	400	405	412	441	458	460	456	425
Custodianship /Guardianship	5	4	3	3	2	2	2	2	2	2	1	1	2
OPPLA*	88	88	89	89	92	91	90	84	86	86	93	92	89
Maintain in Family	6	7	6	7	7	7	8	8	0	0	0	0	7
Not Yet Established	0	0	0	0	0	0	0	0	0	0	0	0	0
Reunification	620	633	608	623	634	643	646	636	613	604	625	642	627
Total	1,125	1,129	1,138	1,146	1,145	1,143	1,151	1,142	1,142	1,150	1,179	1,191	

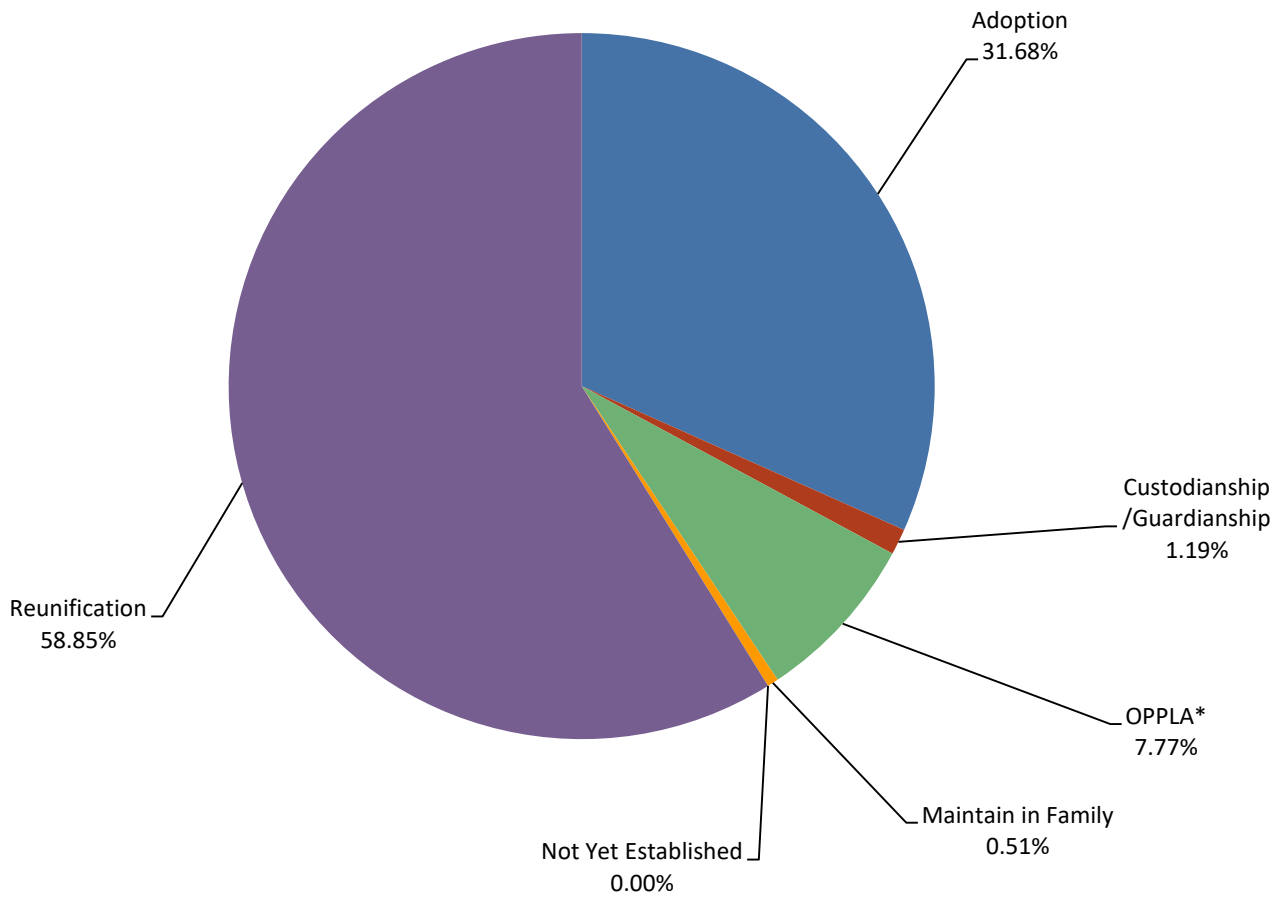


*Other planned permanent living arrangement (OPPLA). This is a permanency option only when other options such as reunification, adoption, or guardianship have been ruled out.

SFY2021 Permanency Goal for Children in Out of Home Placement by Area

Area 8

	<u>JUL</u>	<u>AUG</u>	<u>SEP</u>	<u>OCT</u>	<u>NOV</u>	<u>DEC</u>	<u>JAN</u>	<u>FEB</u>	<u>MAR</u>	<u>APR</u>	<u>MAY</u>	<u>JUN</u>	<u>Avg</u>
Adoption	185	181	177	166	161	159	160	160	154	148	155	168	165
Custodianship /Guardianship	4	5	6	6	6	6	6	7	7	5	8	8	6
OPPLA*	42	39	35	38	42	43	44	42	42	41	40	36	40
Maintain in Family	3	3	3	8	3	1	2	2	2	3	1	1	3
Not Yet Established	0	0	0	0	0	0	0	0	0	0	0	0	0
Reunification	309	302	300	289	288	288	299	314	327	332	319	300	306
Total	543	530	521	507	500	497	511	525	532	529	523	513	



*Other planned permanent living arrangement (OPPLA). This is a permanency option only when other options such as reunification, adoption, or guardianship have been ruled out.

Data Source: FACTS
7/29/2021