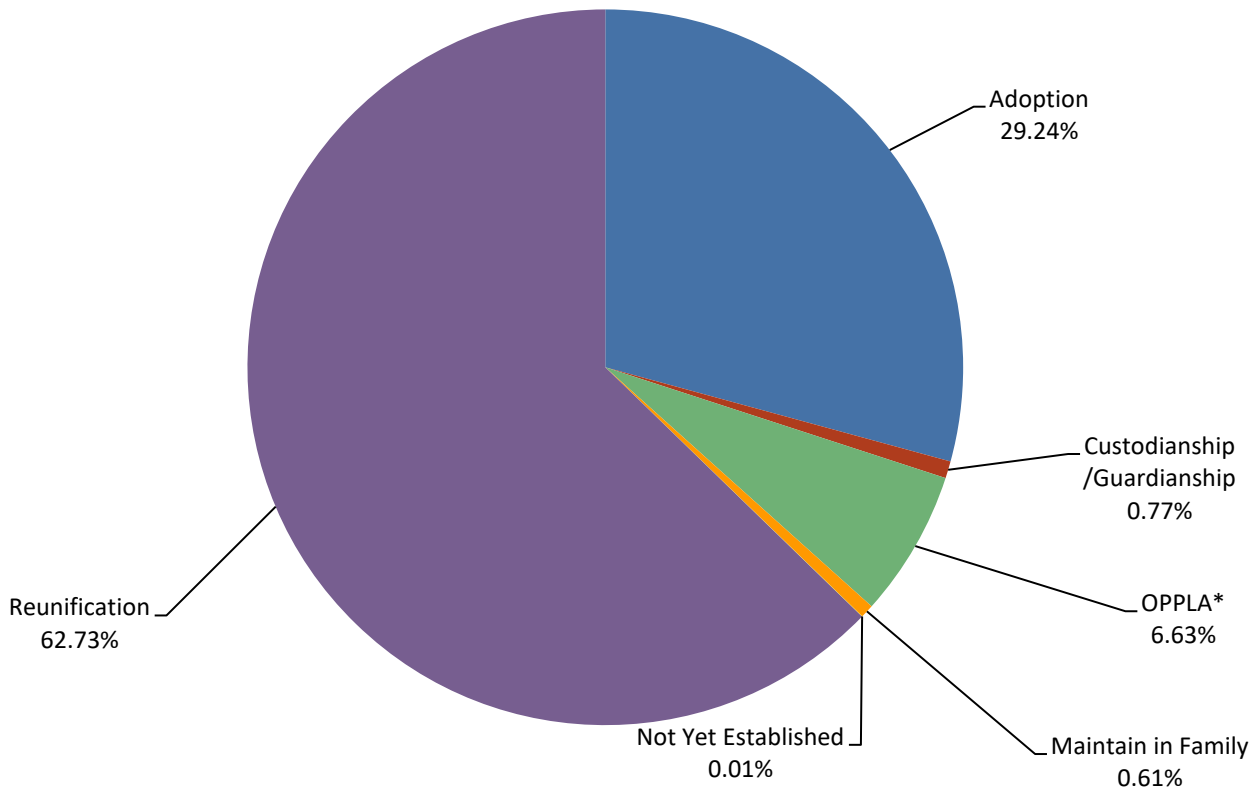




SFY2020 Permanency Goal for Children in Out of Home Placement

Statewide

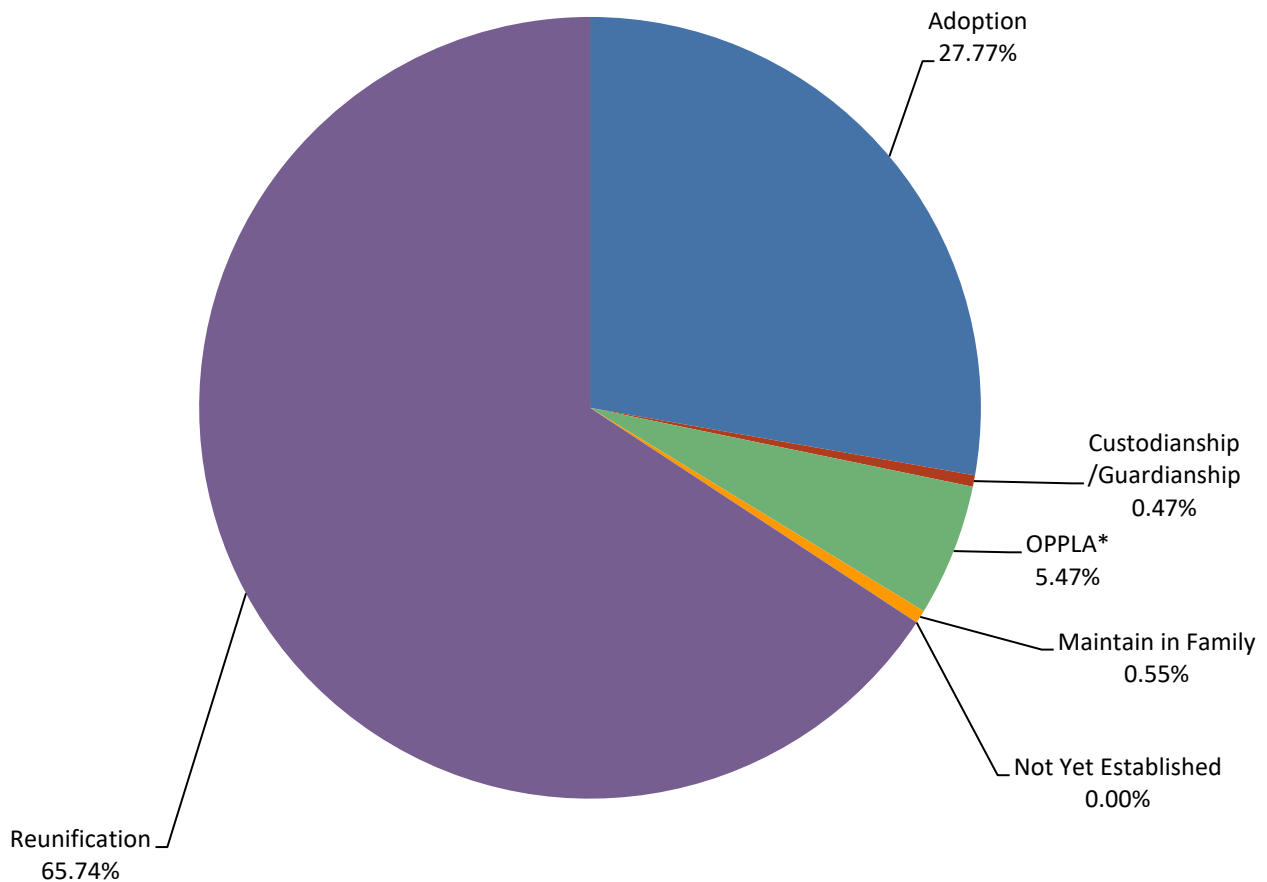
	<u>JUL</u>	<u>AUG</u>	<u>SEP</u>	<u>OCT</u>	<u>NOV</u>	<u>DEC</u>	<u>JAN</u>	<u>FEB</u>	<u>MAR</u>	<u>APR</u>	<u>MAY</u>	<u>JUN</u>	<u>Avg</u>
Adoption	2,232	2,231	2,203	2,145	2,070	2,036	2,068	2,075	2,033	2,247	2,305	2,283	2,161
Custodianship /Guardianship	61	59	58	67	61	58	53	49	50	54	55	58	57
OPPLA*	442	435	437	466	464	467	477	481	505	565	576	566	490
Maintain in Family	52	53	50	44	41	47	54	62	42	32	24	40	45
Not Yet Established	0	0	0	1	1	0	0	0	0	0	0	0	1
Reunification	4,771	4,669	4,821	4,834	4,866	4,835	4,820	4,798	4,666	4,293	4,140	4,114	4,636
Total	7,558	7,447	7,569	7,557	7,503	7,443	7,472	7,465	7,296	7,191	7,100	7,061	



SFY2020 Permanency Goal for Children in Out of Home Placement

East Region

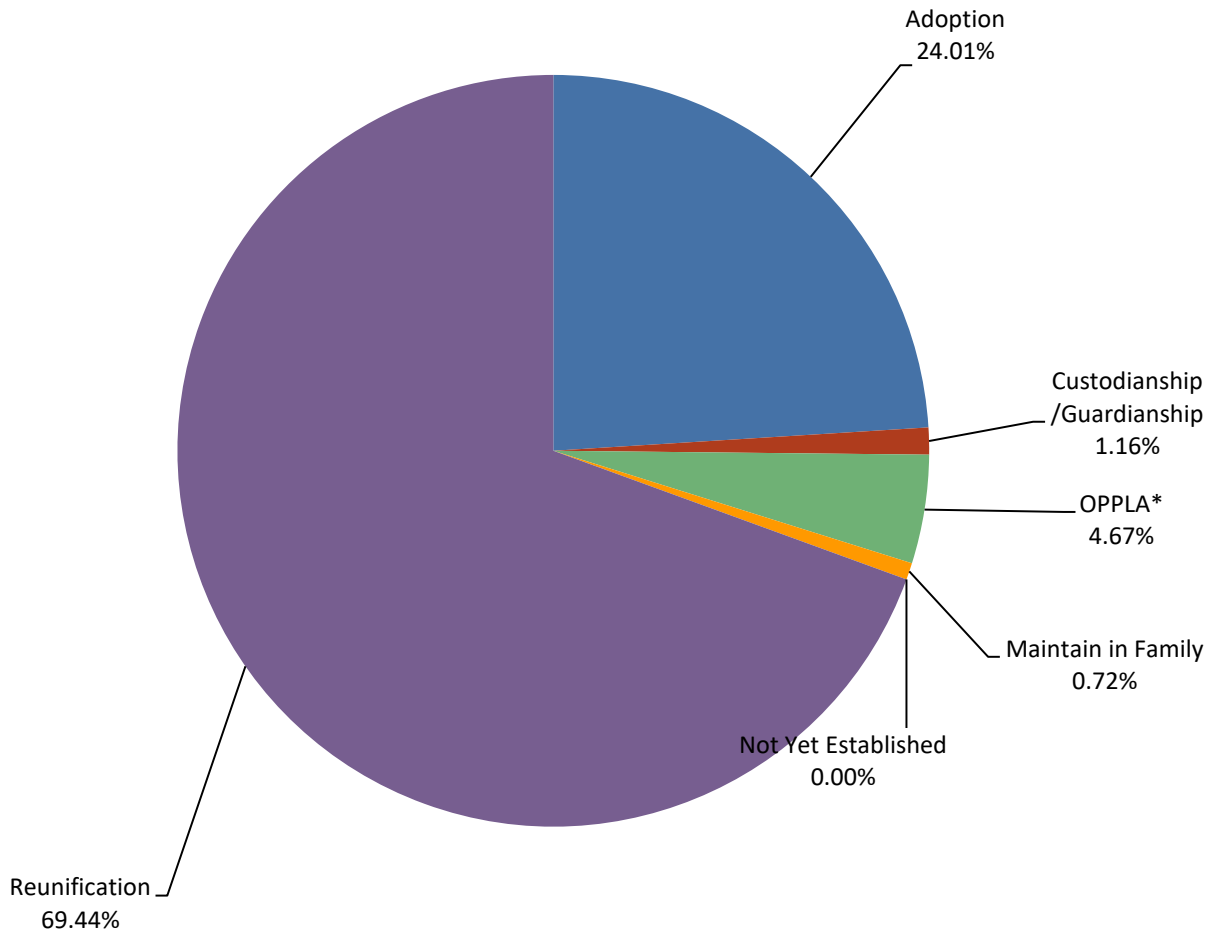
	<u>JUL</u>	<u>AUG</u>	<u>SEP</u>	<u>OCT</u>	<u>NOV</u>	<u>DEC</u>	<u>JAN</u>	<u>FEB</u>	<u>MAR</u>	<u>APR</u>	<u>MAY</u>	<u>JUN</u>	<u>Avg</u>
Adoption	593	580	559	519	483	499	501	508	498	523	551	540	530
Custodianship /Guardianship	8	9	11	11	11	9	9	7	8	8	8	9	9
OPPLA*	108	101	108	109	106	105	108	104	107	108	98	90	104
Maintain in Family	14	11	11	12	4	8	11	17	12	8	8	9	10
Not Yet Established	0	0	0	0	0	0	0	0	0	0	0	0	0
Reunification	1,269	1,250	1,265	1,273	1,292	1,286	1,298	1,312	1,261	1,206	1,169	1,163	1,254
Total	1,992	1,951	1,954	1,924	1,896	1,907	1,927	1,948	1,886	1,853	1,834	1,811	



SFY2020 Permanency Goal for Children in Out of Home Placement

Kansas City Region

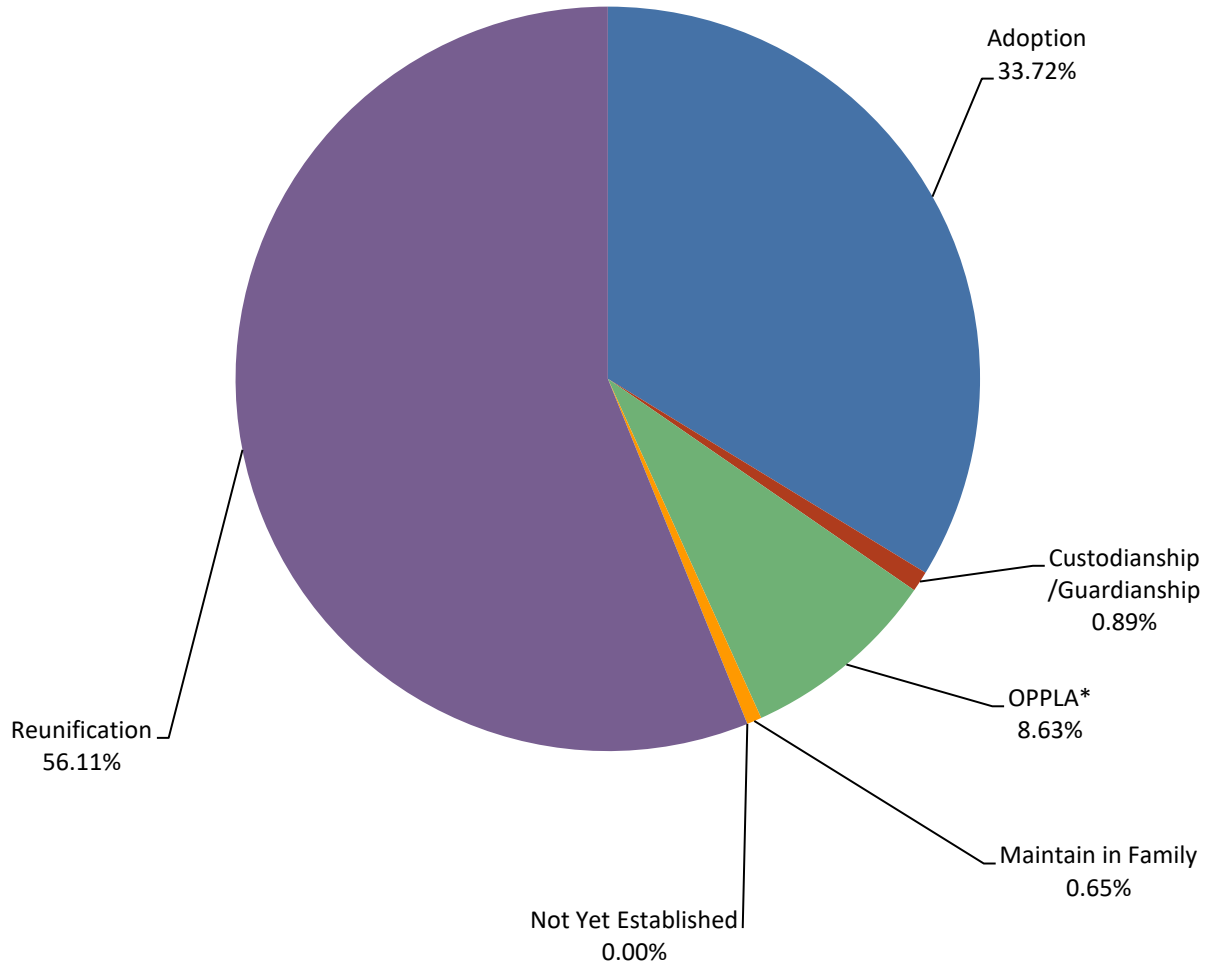
	<u>JUL</u>	<u>AUG</u>	<u>SEP</u>	<u>OCT</u>	<u>NOV</u>	<u>DEC</u>	<u>JAN</u>	<u>FEB</u>	<u>MAR</u>	<u>APR</u>	<u>MAY</u>	<u>JUN</u>	<u>Avg</u>
Adoption	410	390	398	396	379	359	350	331	313	402	408	416	379
Custodianship /Guardianship	16	17	18	18	18	16	16	16	16	22	23	23	18
OPPLA*	58	49	44	65	70	72	70	77	74	96	103	108	74
Maintain in Family	8	11	11	9	15	16	17	17	14	8	5	6	11
Not Yet Established	0	0	0	0	0	0	0	0	0	0	0	0	0
Reunification	1,155	1,165	1,198	1,145	1,130	1,125	1,134	1,131	1,127	979	952	923	1,097
Total	1,647	1,632	1,669	1,633	1,612	1,588	1,587	1,572	1,544	1,507	1,491	1,476	



SFY2020 Permanency Goal for Children in Out of Home Placement

West Region

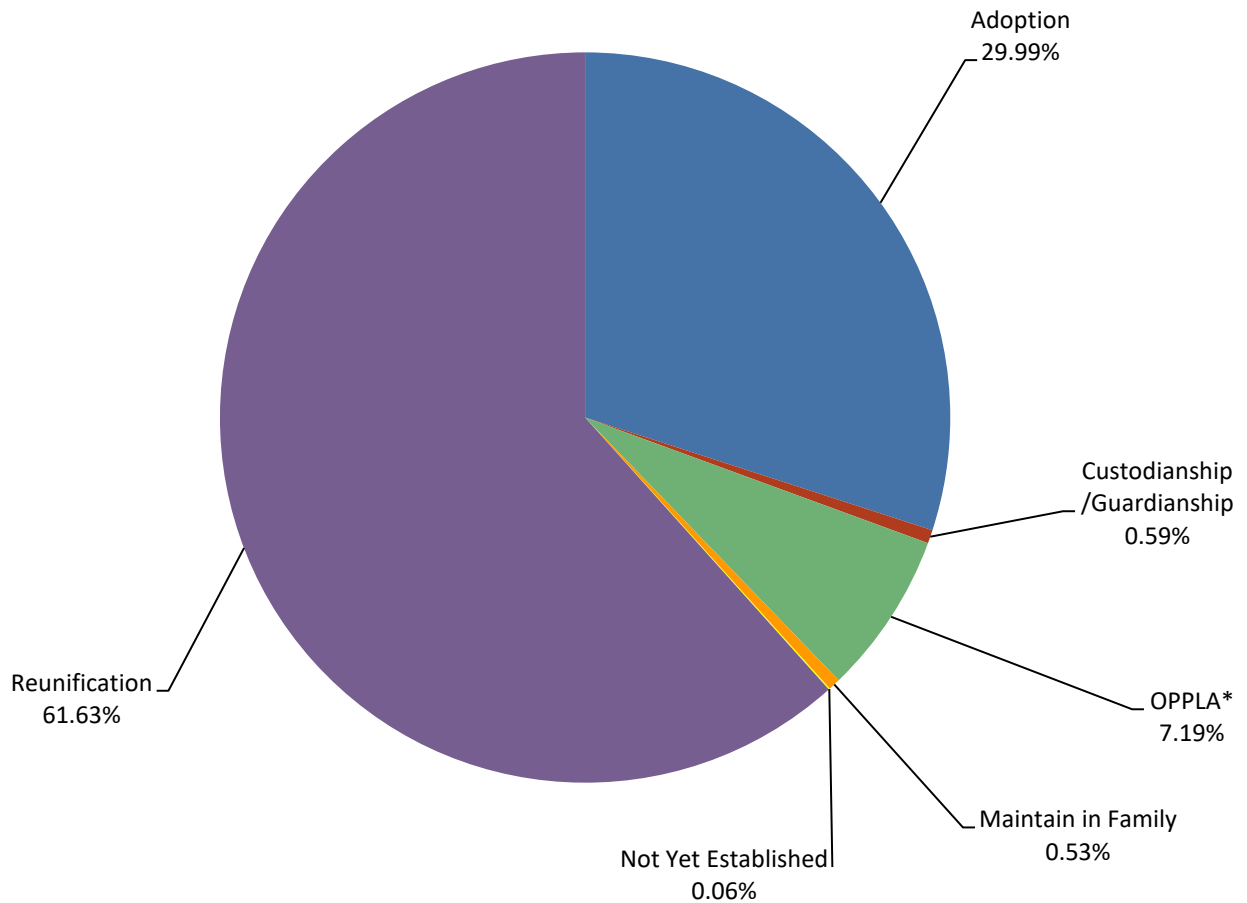
	<u>JUL</u>	<u>AUG</u>	<u>SEP</u>	<u>OCT</u>	<u>NOV</u>	<u>DEC</u>	<u>JAN</u>	<u>FEB</u>	<u>MAR</u>	<u>APR</u>	<u>MAY</u>	<u>JUN</u>	<u>Avg</u>
Adoption	738	740	736	733	725	698	720	728	728	771	760	743	735
Custodianship /Guardianship	22	20	17	26	22	23	21	16	16	17	16	17	19
OPPLA*	158	163	165	169	171	170	176	180	202	232	236	234	188
Maintain in Family	18	20	20	16	14	12	14	16	10	8	9	12	14
Not Yet Established	0	0	0	0	0	0	0	0	0	0	0	0	0
Reunification	1,287	1,237	1,263	1,313	1,301	1,278	1,237	1,231	1,203	1,134	1,094	1,098	1,223
Total	2,223	2,180	2,201	2,257	2,233	2,181	2,168	2,171	2,159	2,162	2,115	2,104	



SFY2020 Permanency Goal for Children in Out of Home Placement

Wichita Region

	<u>JUL</u>	<u>AUG</u>	<u>SEP</u>	<u>OCT</u>	<u>NOV</u>	<u>DEC</u>	<u>JAN</u>	<u>FEB</u>	<u>MAR</u>	<u>APR</u>	<u>MAY</u>	<u>JUN</u>	<u>Avg</u>
Adoption	491	521	510	497	483	480	497	508	494	551	586	584	517
Custodianship /Guardianship	15	13	12	12	10	10	7	10	10	7	8	9	10
OPPLA*	118	122	120	123	117	120	123	120	122	129	139	134	124
Maintain in Family	12	11	8	7	8	11	12	12	6	8	2	13	9
Not Yet Established	0	0	0	1	1	0	0	0	0	0	0	0	1
Reunification	1,060	1,017	1,095	1,103	1,143	1,146	1,151	1,124	1,075	974	925	930	1,062
Total	1,696	1,684	1,745	1,743	1,762	1,767	1,790	1,774	1,707	1,669	1,660	1,670	



*Other planned permanent living arrangement (OPPLA). This is a permanency option only when other options such as reunification, adoption, or guardianship have been ruled out.

Data Source: FACTS

Date: May 14, 2020