

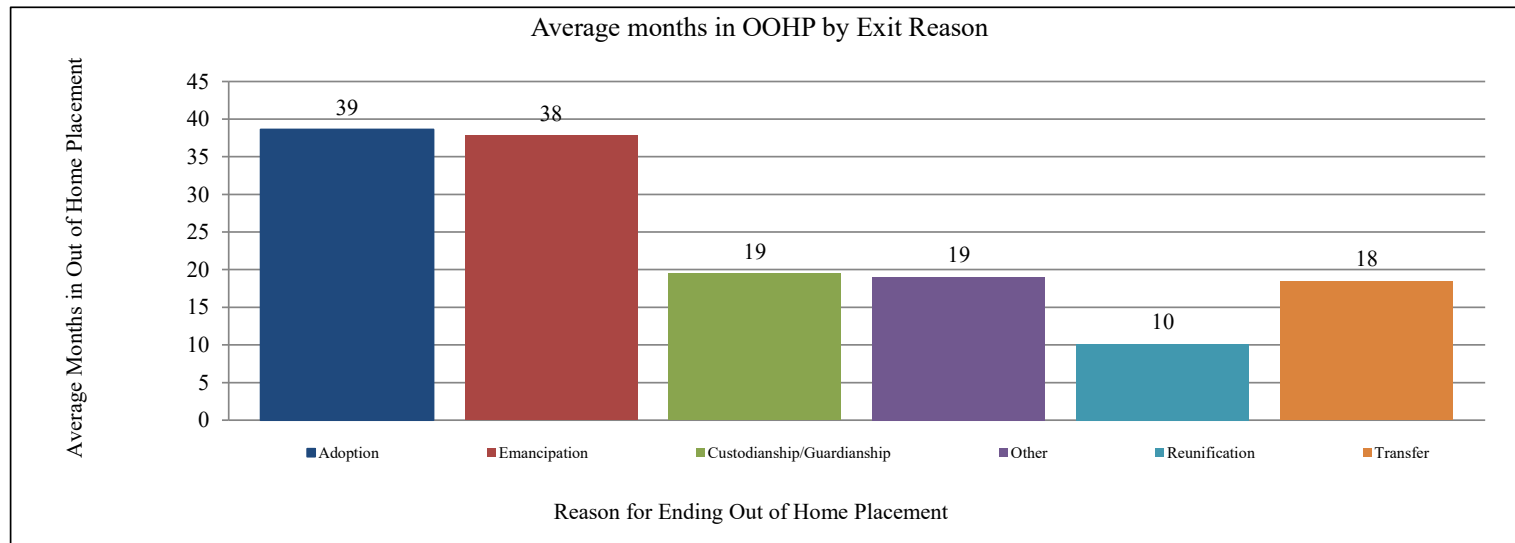


Department for Children
and Families
*Prevention and
Protection Services*

Strong Families Make a Strong Kansas

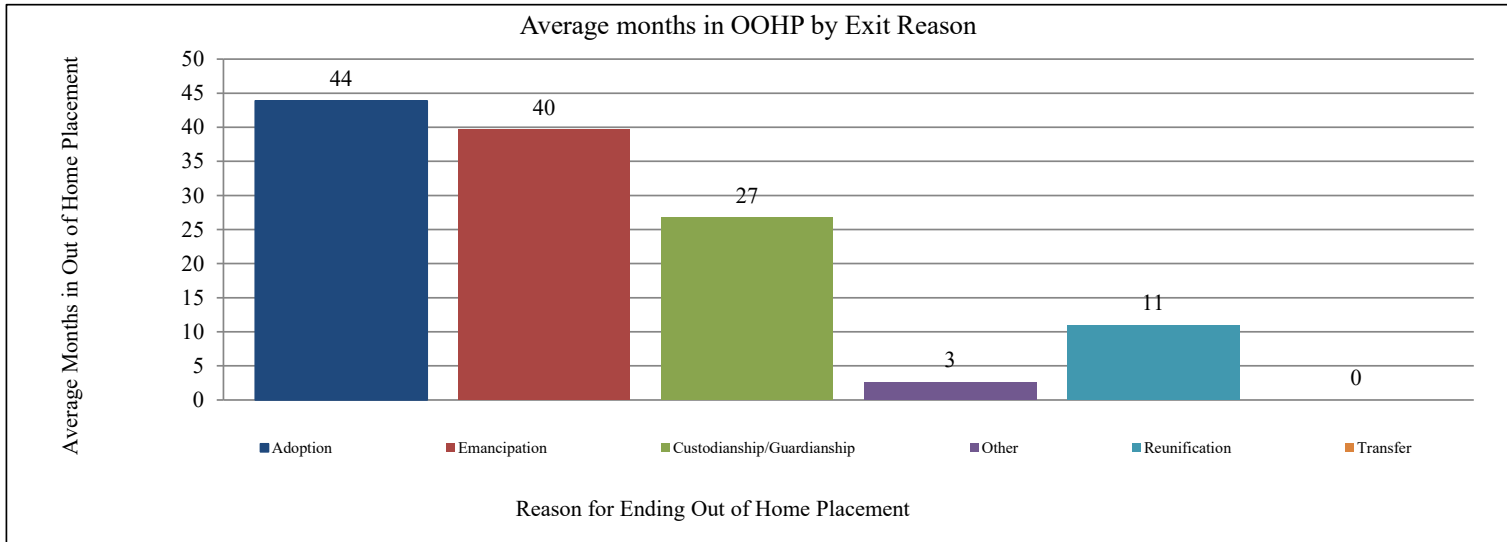
Length of Stay and Reason for Ending Out of Home Placement SFY2020
July 2019 - June 2020

Statewide	JUL	AUG	SEP	OCT	NOV	DEC	JAN	FEB	MAR	APR	MAY	JUN	Total	Max Age	Min Age	Avg Age	Max Days	Min Days	Avg Mos
Adoption	64	97	115	93	169	58	47	69	79	37	67	96	991	18	0	7	4,583	292	39
Emancipation	39	52	24	31	23	26	29	21	22	31	38	56	392	21	17	18	7,427	9	38
Custodianship/Guardianship	24	29	21	19	12	11	14	19	13	3	7	7	179	19	0	11	4,749	8	19
Other	0	4	8	1	3	0	1	3	0	1	0	0	21	17	0	11	4,698	11	19
Reunification	211	304	157	188	187	246	193	175	220	132	148	151	2,312	18	0	8	2,309	0	10
Transfer	13	4	8	9	1	0	6	5	0	1	2	5	54	18	0	10	4,930	3	18
Total	351	490	333	341	395	341	290	292	334	205	262	315	3,949	21	0	9	7,427	0	20.6



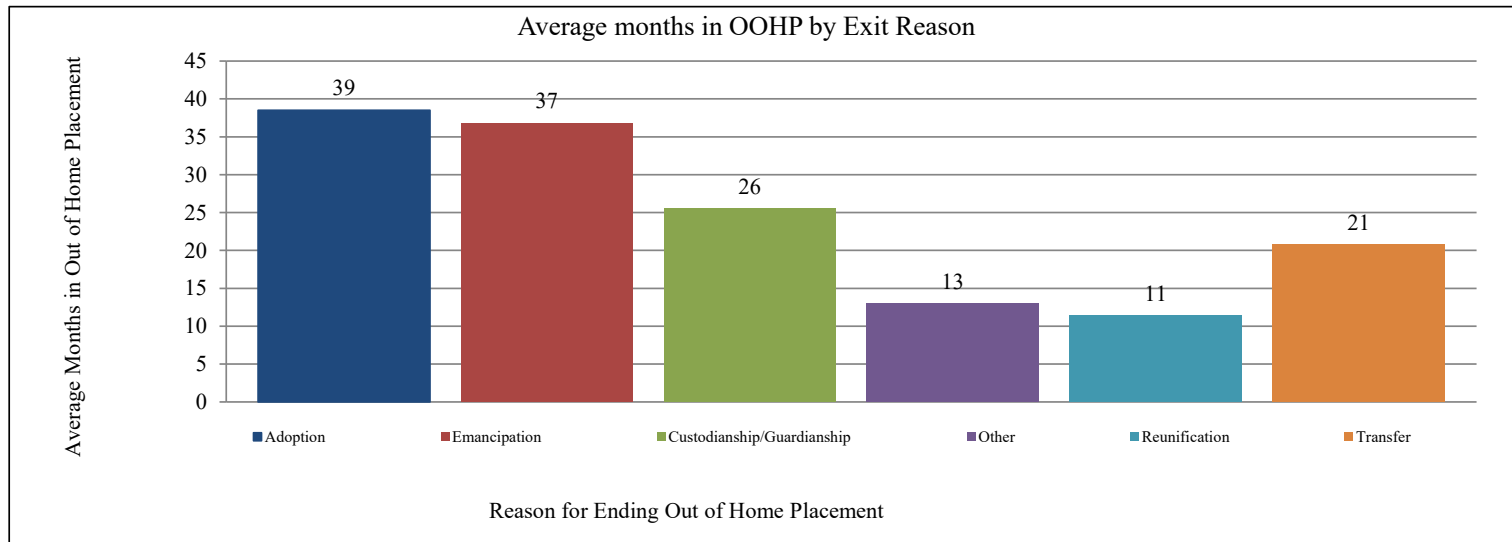
Length of Stay and Reason for Ending Out of Home Placement SFY2020

East Region	JUL	AUG	SEP	OCT	NOV	DEC	JAN	FEB	MAR	APR	MAY	JUN	Total	Max Age	Min Age	Avg Age	Max Days	Min Days	Avg Mos
Adoption	21	29	51	27	41	9	19	10	14	9	9	38	277	18	1	8	4,583	387	44
Emancipation	10	21	4	8	7	6	11	4	8	8	18	20	125	21	17	18	4,887	9	40
Custodianship/Guardianship	2	2	5	2	1	4	0	9	0	0	0	1	26	19	1	12	4,749	8	27
Other	0	1	5	1	1	0	0	3	0	0	0	0	11	17	0	10	348	11	3
Reunification	40	81	39	40	42	77	57	40	63	23	50	38	590	18	0	9	1,823	0	11
Transfer	0	0	0	0	0	0	0	0	0	0	0	0	0	0	0	0	0	0	0
Total	73	134	104	78	92	96	87	66	85	40	77	97	1,029	21	0	10	4,887	0	23.6



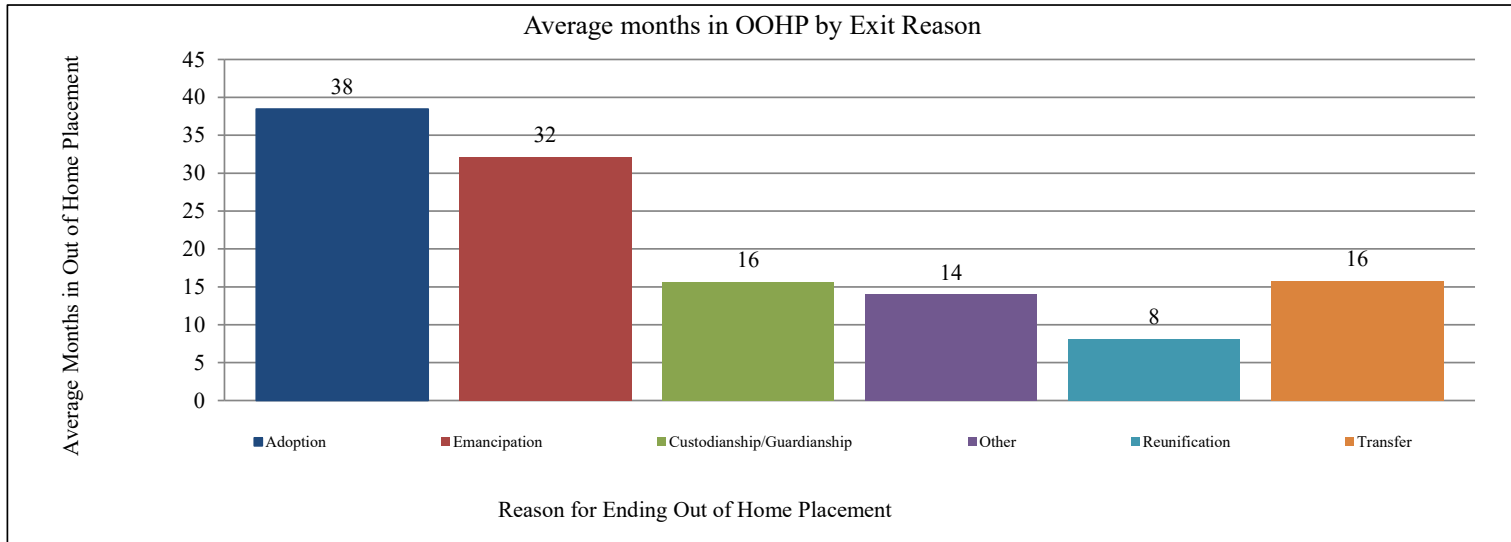
Length of Stay and Reason for Ending Out of Home Placement SFY2020

Kansas City Region	JUL	AUG	SEP	OCT	NOV	DEC	JAN	FEB	MAR	APR	MAY	JUN	Total	Max Age	Min Age	Avg Age	Max Days	Min Days	Avg Mos
Adoption	23	30	22	27	37	22	16	23	13	11	20	10	254	18	0	7	2,798	355	39
Emancipation	7	13	8	3	6	5	5	3	4	4	7	9	74	20	17	18	3,973	80	37
Custodianship/Guardianship	2	9	4	4	3	2	10	3	1	1	2	1	42	17	3	12	3,143	51	26
Other	0	1	0	0	1	0	0	0	0	1	0	0	3	11	1	5	693	32	13
Reunification	31	38	21	42	33	41	20	26	26	29	21	30	358	17	0	8	1,369	1	11
Transfer	0	0	0	2	0	0	4	1	0	0	0	0	7	18	11	15	1,813	123	21
Total	63	91	55	78	80	70	55	56	44	46	50	50	738	20	0	9	3,973	1	24.2



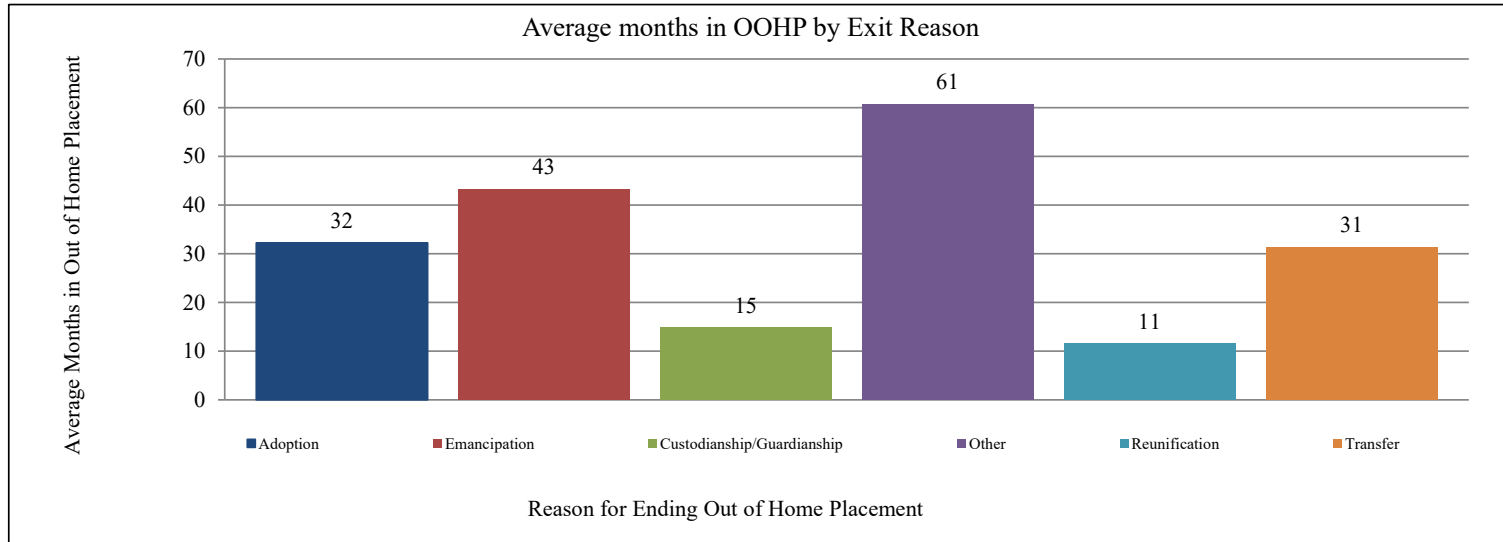
Length of Stay and Reason for Ending Out of Home Placement SFY2020

West Region	JUL	AUG	SEP	OCT	NOV	DEC	JAN	FEB	MAR	APR	MAY	JUN	Total	Max Age	Min Age	Avg Age	Max Days	Min Days	Avg Mos
Adoption	7	20	14	20	48	21	5	24	29	6	22	32	248	18	1	7	3,362	292	38
Emancipation	16	8	7	9	7	7	6	9	8	8	5	19	109	21	18	18	6,180	15	32
Custodianship/Guardianship	20	13	12	10	6	5	4	6	4	1	4	5	90	17	0	10	1,753	54	16
Other	0	0	2	0	0	0	0	0	0	0	0	0	2	16	15	16	434	434	14
Reunification	93	110	70	77	69	77	74	54	73	37	51	63	848	18	0	8	1,667	0	8
Transfer	11	4	7	5	1	0	2	3	0	1	2	4	40	18	0	9	3,324	3	16
Total	147	155	112	121	131	110	91	96	114	53	84	123	1,337	21	0	9	6,180	0	16.4



Length of Stay and Reason for Ending Out of Home Placement SFY2020

Wichita Region	JUL	AUG	SEP	OCT	NOV	DEC	JAN	FEB	MAR	APR	MAY	JUN	Total	Max Age	Min Age	Avg Age	Max Days	Min Days	Avg Mos
Adoption	13	18	28	19	43	6	7	12	23	11	16	16	212	17	0	7	2,941	330	32
Emancipation	6	10	5	11	3	8	7	5	2	11	8	8	84	21	17	18	7,427	96	43
Custodianship/Guardianship	0	5	0	3	2	0	0	1	8	1	1	0	21	17	3	11	1,336	54	15
Other	0	2	1	0	1	0	1	0	0	0	0	0	5	17	14	16	4,698	154	61
Reunification	47	75	27	29	43	51	42	55	58	43	26	20	516	18	0	8	2,309	1	11
Transfer	2	0	1	2	0	0	0	1	0	0	0	1	7	17	0	9	4,930	9	31
Total	68	110	62	64	92	65	57	74	91	66	51	45	845	21	0	9	7427	1	20



Data Source: FACTS