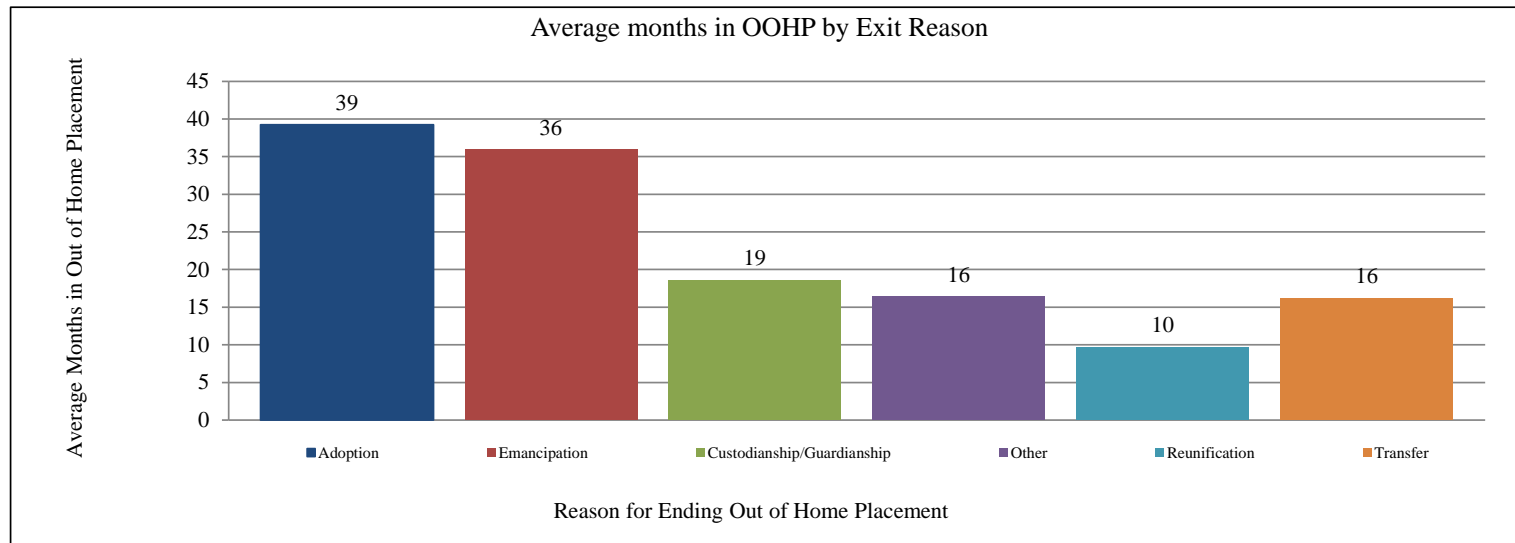




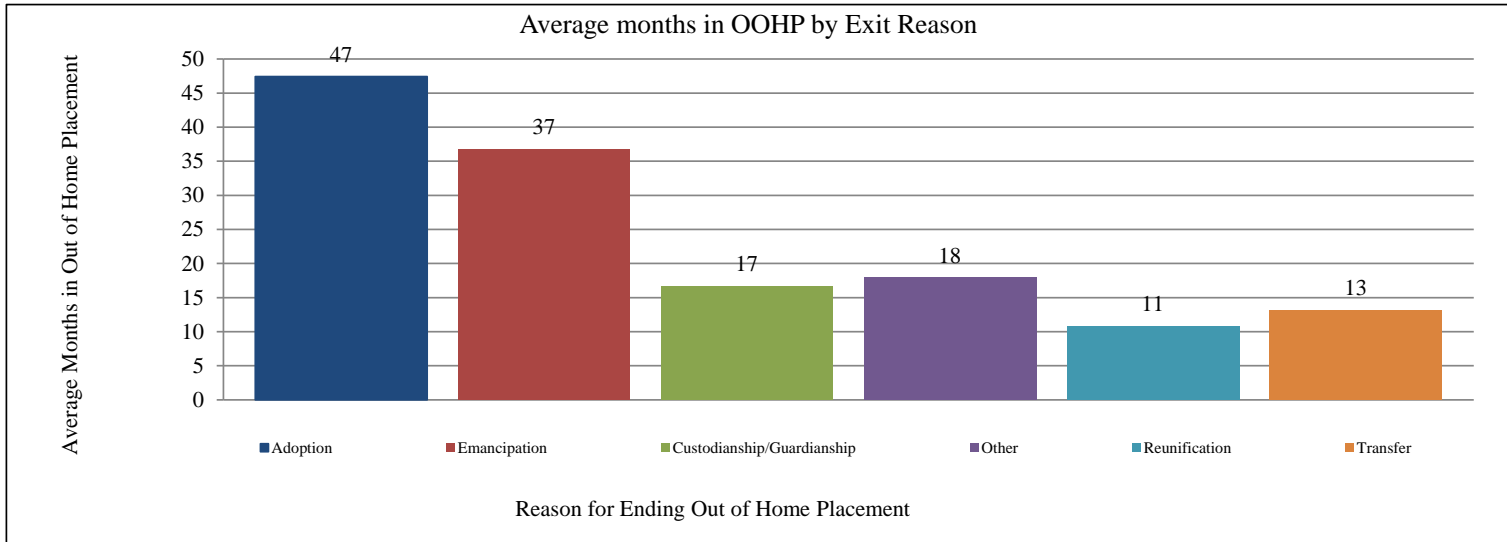
Length of Stay and Reason for Ending Out of Home Placement SFY2019 July 2018 - June 2019

Statewide	JUL	AUG	SEP	OCT	NOV	DEC	JAN	FEB	MAR	APR	MAY	JUN	Total	Max Age	Min Age	Avg Age	Max Days	Min Days	Avg Mos
Adoption	115	104	75	89	236	92	63	52	97	102	99	55	1,179	19	0	7	4,046	113	39
Emancipation	32	57	26	24	27	27	30	28	19	35	53	39	397	21	17	18	6,343	34	36
Custodianship/Guardianship	10	21	25	15	12	15	23	22	11	21	16	14	205	17	0	11	2,466	2	19
Other	2	1	2	3	1	1	2	2	4	4	2	0	24	18	0	9	1,911	3	16
Reunification	182	268	148	172	159	241	158	146	180	147	260	147	2,208	18	0	8	2,436	0	10
Transfer	9	5	3	13	3	6	8	10	3	3	3	4	70	18	0	8	2,681	5	16
Total	350	456	279	316	438	382	284	260	314	312	433	259	4,083	21	0	9	6,343	0	21.4



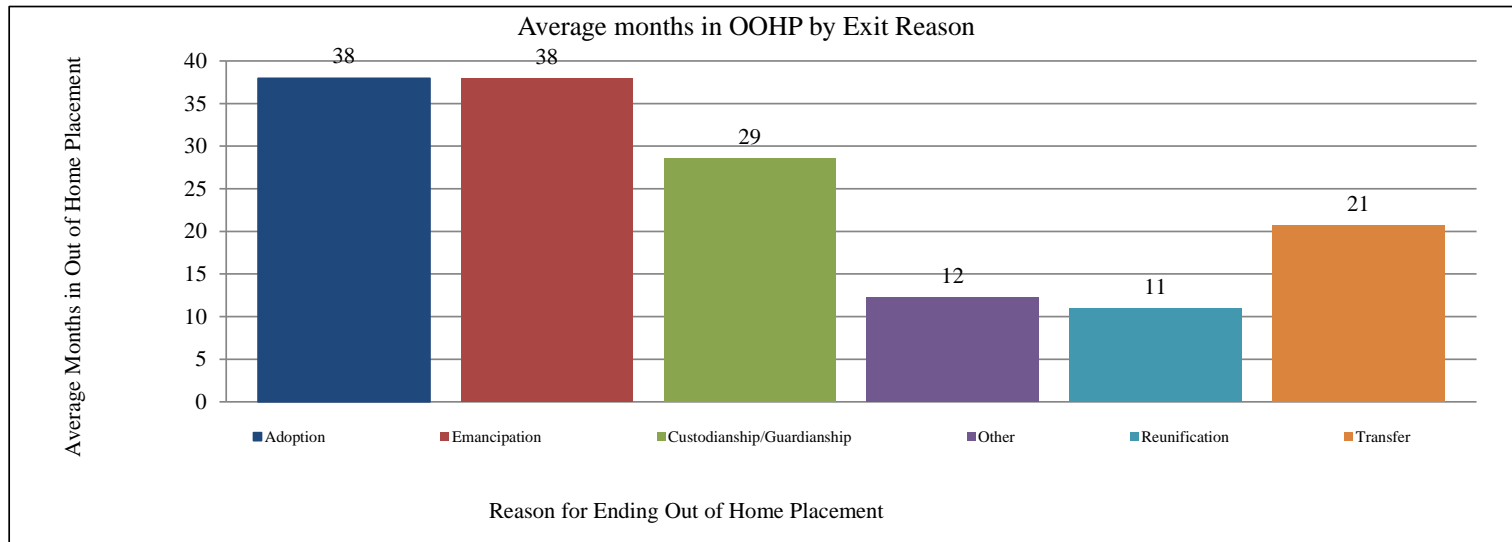
Length of Stay and Reason for Ending Out of Home Placement SFY2019

East Region	JUL	AUG	SEP	OCT	NOV	DEC	JAN	FEB	MAR	APR	MAY	JUN	Total	Max Age	Min Age	Avg Age	Max Days	Min Days	Avg Mos
Adoption	34	22	27	37	100	42	19	12	27	35	33	14	402	17	0	7	4,046	113	47
Emancipation	11	16	7	7	10	5	9	10	5	9	16	15	120	21	17	18	5,467	47	37
Custodianship/Guardianship	0	8	11	5	2	3	3	1	1	11	6	1	52	17	0	10	2,204	2	17
Other	2	0	1	1	1	1	1	1	2	3	1	0	14	16	2	7	1,911	3	18
Reunification	44	73	52	52	37	78	34	35	35	39	76	41	596	18	0	9	1,974	1	11
Transfer	1	1	0	1	2	0	1	7	1	1	0	2	17	18	0	10	2,681	5	13
Total	92	120	98	103	152	129	67	66	71	98	132	73	1,201	21	0	9	5,467	1	26.0



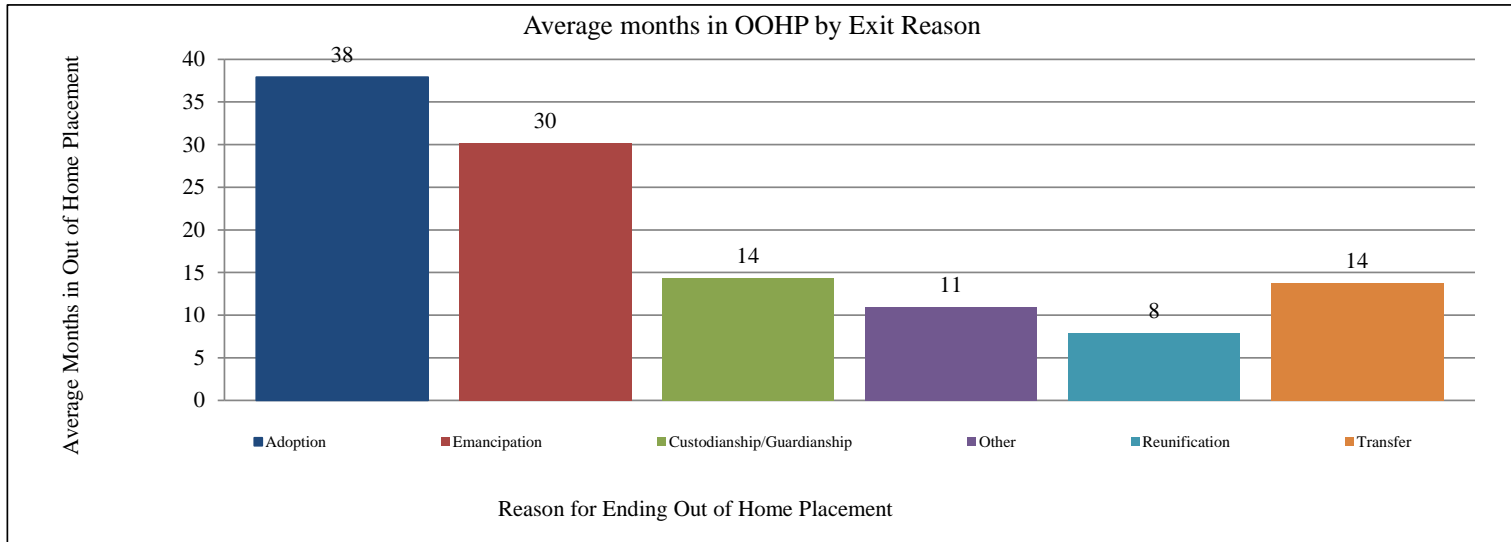
Length of Stay and Reason for Ending Out of Home Placement SFY2019

Kansas City Region	JUL	AUG	SEP	OCT	NOV	DEC	JAN	FEB	MAR	APR	MAY	JUN	Total	Max Age	Min Age	Avg Age	Max Days	Min Days	Avg Mos
Adoption	26	21	15	15	34	22	15	16	29	17	28	25	263	17	1	7	2,491	293	38
Emancipation	5	20	8	6	7	8	4	6	5	6	10	14	99	20	18	18	4,388	34	38
Custodianship/Guardianship	1	4	5	3	5	4	3	9	6	1	3	9	53	17	1	12	2,466	60	29
Other	0	0	0	2	0	0	0	1	1	0	1	0	5	17	2	9	970	65	12
Reunification	31	48	16	25	37	34	34	27	37	22	41	29	381	18	0	8	1,444	1	11
Transfer	0	0	1	1	1	2	1	0	0	0	0	0	6	17	0	11	2,568	18	21
Total	63	93	45	52	84	70	57	59	78	46	83	77	807	20	0	9	4,388	1	24.3



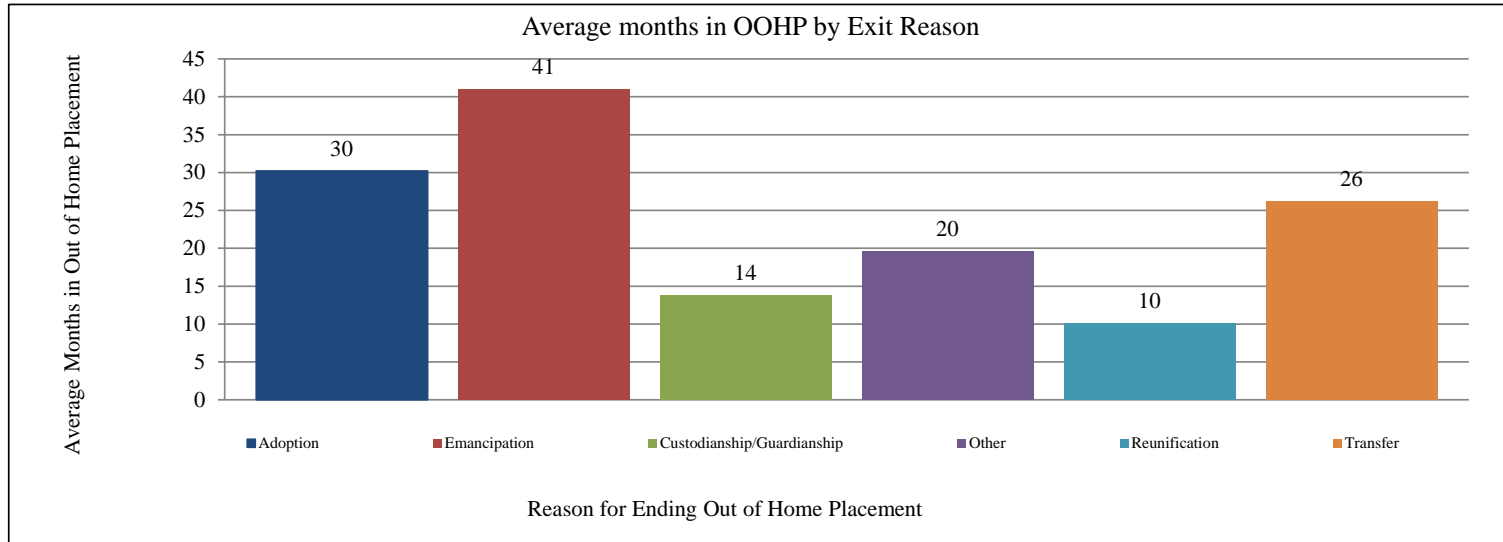
Length of Stay and Reason for Ending Out of Home Placement SFY2019

West Region	JUL	AUG	SEP	OCT	NOV	DEC	JAN	FEB	MAR	APR	MAY	JUN	Total	Max Age	Min Age	Avg Age	Max Days	Min Days	Avg Mos
Adoption	20	30	13	20	56	23	14	7	13	11	8	8	223	19	1	7	3,280	322	38
Emancipation	9	8	9	7	9	9	9	7	3	15	17	9	111	21	17	18	5,261	42	30
Custodianship/Guardianship	5	5	7	6	5	5	15	6	3	9	4	4	74	17	1	10	1,758	31	14
Other	0	0	0	0	0	0	0	0	1	1	0	0	2	16	0	8	619	61	11
Reunification	62	94	56	60	56	82	56	42	59	55	96	55	773	17	0	8	1,488	1	8
Transfer	5	4	2	7	0	3	3	3	2	2	3	2	36	17	0	7	1,442	13	14
Total	101	141	87	100	126	122	97	65	81	93	128	78	1,219	21	0	9	5,261	1	16.0



Length of Stay and Reason for Ending Out of Home Placement SFY2019

Wichita Region	JUL	AUG	SEP	OCT	NOV	DEC	JAN	FEB	MAR	APR	MAY	JUN	Total	Max Age	Min Age	Avg Age	Max Days	Min Days	Avg Mos
Adoption	35	31	20	17	46	5	15	17	28	39	30	8	291	17	0	6	3,060	238	30
Emancipation	7	13	2	4	1	5	8	5	6	5	10	1	67	21	17	18	6,343	126	41
Custodianship/Guardianship	4	4	2	1	0	3	2	6	1	0	3	0	26	16	1	13	1,995	110	14
Other	0	1	1	0	0	0	1	0	0	0	0	0	3	18	17	18	788	338	20
Reunification	45	53	24	35	29	47	34	42	49	31	47	22	458	17	0	8	2,436	0	10
Transfer	3	0	0	4	0	1	3	0	0	0	0	0	11	17	0	7	1,463	97	26
Total	94	102	49	61	76	61	63	70	84	75	90	31	856	21	0	8	6343	0	20



Data Source: FACTS