



Independent Living Program / Self-Sufficiency Services Annual Report

SFY 2013 (July 1, 2012 – June 30, 2013)

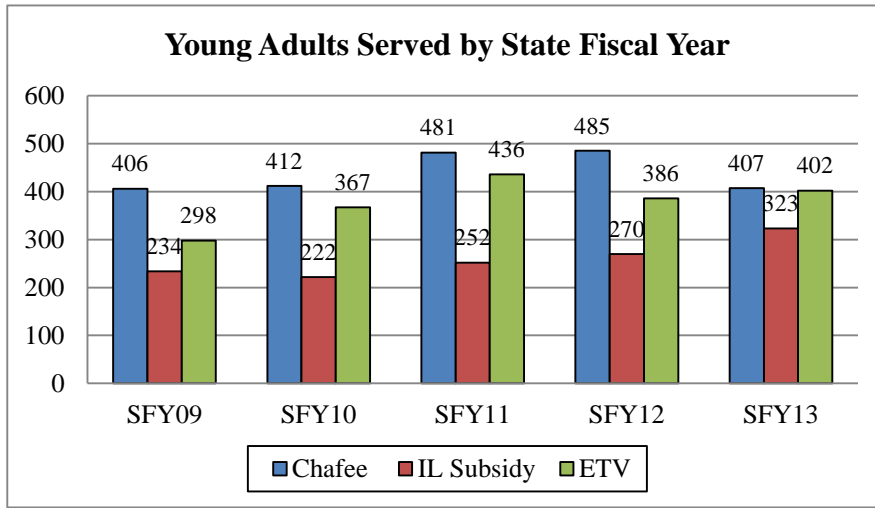
This report examines five years of data for young adults who received financial assistance as part of Independent Living/Self-Sufficiency services through Prevention and Protection Services (SFY 2009-2013). Young adults may be eligible for Independent Living/Self-Sufficiency services including financial assistance if they meet specific eligibility criteria and were in the custody of the Secretary of Department for Children and Families, the Commissioner of Juvenile Justice Authority, or Tribal custody. The two primary funding sources for the Independent Living/Self-Sufficiency program are Chafee Foster Care Independence Program (CFCIP and referred to as Chafee in this report) and Educational Training Vouchers (ETV).

Chafee funds may be used for services and supports to help young adults leaving foster care achieve self-sufficiency. Chafee funds may be available to approved young adults through age 21. ETV funds may be available to youth currently or previously in foster care for post-secondary education. ETV funds may be available to approved young adults up to age 23. Independent Living Subsidy (IL Subsidy), a service funded through Chafee, is used to assist with room and board expenses of young adults who were released from custody at age 18. IL Subsidy is available until age 21. The Kansas Foster Child Educational Assistance Act, commonly referred to as the Kansas Tuition Waiver, is available to young adults up to the age of 23 who enroll in undergraduate programs at state schools in Kansas. Young adults may receive funding for services through Chafee, ETV, and the Kansas Tuition Waiver simultaneously.

Executive Summary:

- In SFY2013, 407 young adults received services through the Chafee program, and 323 young adults received the IL Subsidy.
- Post-secondary educational assistance was provided to 402 young adults through ETV in SFY2013.
- Total Chafee payments were down in SFY2013 compared to SFY2012, while IL Subsidy payments and ETV payments were at the highest level of the five years shown.
- In SFY2013, 156 young adults were approved to receive the tuition waiver. This is a decrease from the number of young adults approved to receive the tuition waiver in SFY2012.

Part I: Young Adults Served in Independent Living/Self-Sufficiency Program

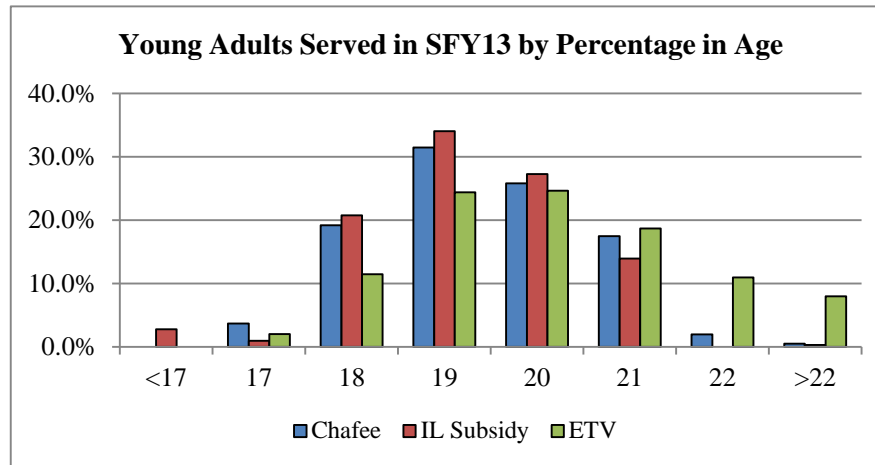


Source: KAECSES and SMART via Self-Sufficiency Information System.

In SFY2013, 407 young adults received services through Chafee funding, 323 received funding through the IL Subsidy, and 402 received ETV funding. Some young adults may have been served by multiple programs.

The number of young adults receiving the IL Subsidy increased 19.6% from SFY2012 to SFY2013.

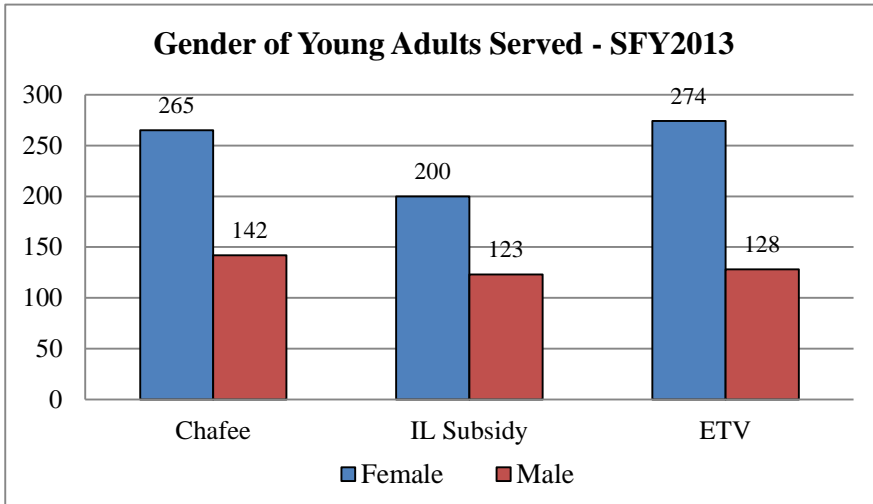
Some young adults may receive funding through multiple sources. A total of 742 (unduplicated) young adults received funding from at least one of these sources in SFY2013.



Source: KAECSES and SMART via Self-Sufficiency Information System.

The largest percentage of young adults served by Chafee and the IL Subsidy were 19 year olds (31.4% of young adults served by Chafee and 34.1% of young adults served by the IL Subsidy). The largest percentage of young adults served by the ETV were 20 year olds (24.6%).

The majority of young adults receiving Chafee funding (54.3%) and the majority of young adults receiving the IL Subsidy (58.5%) were under the age of 20, while the majority of young adults receiving ETV funding (62.2%) were 20 years or older.



Source: Self-Sufficiency Information System and FACTS.

In SFY2013, the majority of young adults served by each of the programs were female. Of those served by the Chafee program, 65.1% were female, and 34.9% male. 61.9% of the young adults served by the IL Subsidy were female, and 38.1% were male. The breakdown for those served by ETV was 68.2% female and 31.8% male.

Of the 742 young adults who received funding through at least one of these sources in SFY2013, 474 (63.9%) were female, and 268 (36.1%) were male.

Part II: Chafee Foster Care Program

In SFY 2013, the Chafee Foster Care Program payment total was \$304,936.78. This is a 2.4% decrease compared to SFY 2012 payment totals. Also, fewer young adults were served in SFY 2013 than in SFY 2012. (Table 1).

Table 1: Chafee Foster Care Program Young Adults Served SFY2009 - SFY2013

	SFY2009	SFY2010	SFY2011	SFY2012	SFY2013
Young Adults Served	406	412	481	485	407
Payment Totals	\$263,716.44	\$317,297.42	\$378,423.44	\$312,569.62	\$304,936.78
Average per Young Adult	\$649.55	\$770.14	\$786.74	\$644.47	\$749.23

Source: KAECSES and SMART via Self-Sufficiency Information System.

The Kansas City Region served the largest percent of young adults receiving Chafee funds in SFY2013. (Table 2).

Table 2: Chafee Foster Care Program Young Adults Served by Region SFY2009 - SFY2013

	2009	Percent	2010	Percent	2011	Percent	2012	Percent	2013	Percent
East	87	21.4%	106	25.7%	113	23.5%	110	22.7%	98	24.1%
Kansas City	75	18.5%	77	18.7%	104	21.6%	117	24.1%	119	29.2%
West	105	25.9%	81	19.7%	104	21.6%	114	23.5%	77	18.9%
Wichita	116	28.6%	122	29.6%	139	28.9%	144	29.7%	113	28.7%
Unable to Determine*	23	5.7%	26	6.3%	21	4.4%	0	0.0%	0	0.0%
Total	406	100.0%	412	100.0%	481	100.0%	485	100.0%	407	100%

*County information was used to group information into the current Regional alignment and was not available on all records.

Source: Self-Sufficiency Information System.

Part III: Independent Living Subsidy

The Independent Living Subsidy (IL Subsidy) is a time-limited financial plan for youth between the ages of 18 and 21. It is used to assist with room and board expenses. The IL Subsidy is funded through the Chaffee Foster Care Independent Living Program. The maximum amount available to a young adult is \$350.00 monthly, and is based upon the young adult's income and need, with a step down scale every 6 months.

Table 3: Independent Living Subsidy Young Adults Served SFY2009 - SFY2013

	SFY2009	SFY2010	SFY2011	SFY2012	SFY2013
Young Adults Served	234	222	264	270	323
Payment Totals	\$263,083.39	\$278,717.66	\$362,965.26	\$398,895.67	\$494,460.13
Average per Young Adult	\$1,124.29	\$1,255.48	\$1,374.87	\$1,477.39	\$1,530.84

Source: KAECSES and SMART via Self-Sufficiency Information System.

In SFY2013, 323 young adults received services through the IL Subsidy, with \$494,460.13 in total payments. This was an increase from SFY2012 in both number served and total payments (Table 4). The average subsidy amount per young adult served in SFY2013 was \$1,530.84.

Table 4: Independent Living Subsidy Young Adults Served by Region SFY2009 - SFY2013

	2009	Percent	2010	Percent	2011	Percent	2012	Percent	2013	Percent
East	56	23.9%	72	32.4%	79	29.9%	58	21.5%	107	33.1%
Kansas City	63	26.9%	41	18.5%	49	18.5%	52	19.3%	78	24.2%
West	67	28.6%	64	28.8%	82	31.1%	92	34.1%	84	26.0%
Wichita	38	16.2%	34	15.3%	43	16.3%	56	20.7%	54	16.7%
Unable to Determine*	10	4.3%	11	5.0%	11	4.2%	12	4.4%	0	0.0%
Statewide	234	100%	222	100%	264	100%	270	100%	323	100%

*County information was used to group information into the current Regional alignment and was not available on all records.

Source: KAECSES and SMART via Self-Sufficiency Information System.

Part IV: Education and Training Voucher Services (ETV)

Table 5: Educational Training Voucher Young Adults Served SFY2009 – SFY2013

	SFY2009	SFY2010	SFY2011	SFY2012	SFY2013
Young Adults Served	298	367	436	386	402
Payment Totals	\$469,772.86	\$595,659.49	\$620,675.63	\$645,509.35	\$728,235.63
Average per Young Adult	\$1,576.42	\$1,623.05	\$1,423.57	\$1,672.30	\$1,811.53

Source: KAECSES and SMART via Self-Sufficiency Information System.

In SFY2013, 402 young adults received ETV services. This was an increase of 4.1% compared from the number served in SFY2012 (Table 6). The total ETV funding amount also increased from SFY2012 to SFY2013. Regional distribution of young adults served continues to fluctuate, with Wichita tending to serve a slightly larger percentage than the other regions.

Table 6: Educational Training Voucher Young Adults Served by Region SFY2009 - SFY2013

	2009	Percent	2010	Percent	2011	Percent	2012	Percent	2013	Percent
East	56	18.8%	83	22.6%	93	21.3%	83	21.5%	99	24.6%
Kansas City	74	24.8%	92	25.1%	116	26.6%	92	23.8%	102	25.4%
West	69	23.2%	71	19.3%	100	22.9%	92	23.8%	85	21.1%
Wichita	77	25.8%	90	24.5%	108	24.8%	118	30.6%	116	28.9%
Unable to Determine*	22	7.4%	31	8.4%	19	4.4%	1	.3%	0	0.0%
Total	298	100%	367	100%	436	100%	386	100%	402	100

*County information was used to group information into the current Regional alignment and was not available on all records.

Source: KAECSES and SMART via Self-Sufficiency Information System.

Part V: Foster Care Educational Assistance Act Program (Tuition Waiver)

Table 7: Young Adults Served through Tuition Waiver from SFY2009 - SFY2013

Initial Semester of Participation	# of Youth Approved for Tuition Waiver				
	SFY09	SFY10	SFY11	SFY12	SFY13
Fall	162	171	175	184	170
Spring	54	93	80	61	69
Summer	31	35	36	29	28
Total	247	299	291	274	267

Source: Self-Sufficiency Information System

The Kansas Tuition Waiver Program waives tuition and required fees at state educational institutions in Kansas, including vocational-technical schools, community colleges, state universities, and technical colleges. The waiver is available to eligible young adults who are enrolled in undergraduate programs through the semester of their 23rd birthday.

In SFY13, 267 new applicants were approved for the Tuition Waiver Program (Table 7).