

OVERVIEW OF TEMPORARY ASSISTANCE FOR NEEDY FAMILIES

DR. CARLA WHITESIDE-HICKS, DIRECTOR OF TEMPORARY ASSISTANCE FOR NEEDY FAMILIES (TANF) &
EARLY CHILDHOOD PROGRAMS

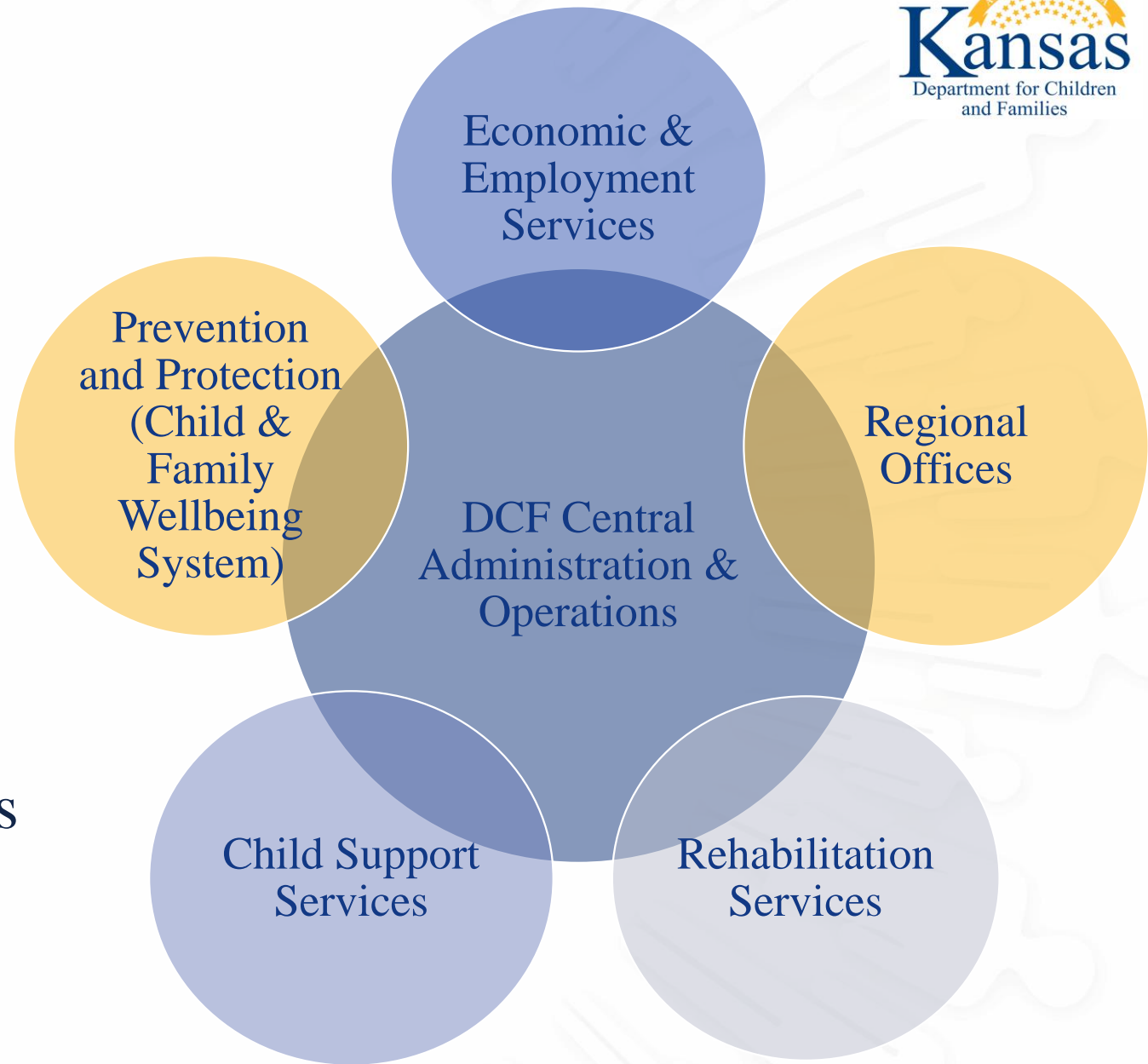
KANSAS DEPARTMENT FOR CHILDREN AND FAMILIES

HOUSE COMMITTEE ON WELFARE REFORM – JANUARY 17, 2023

ORGANIZATION

DCF Major Programs

- Programs collaborate for family and individual outcome achievement
- Programs are supported by core operations.
- Program and practice are carried out by teams in 36 service centers across 6 Regional Offices



ECONOMIC & EMPLOYMENT SERVICES




Director of Economic & Employment services – Sandra Kimmons

Economic and Employment Services (EES) provides a variety of programs that can help families achieve self-sufficiency. These include:

- Cash assistance (Temporary Assistance for Needy Families)
- Food assistance (Supplemental Nutrition Assistance Program)
- Child Care assistance
- Employment assistance
- Energy assistance
- Emergency Water Assistance Program

Kansas Benefits Card Support

 1-800-831-5235

PERSONAL RESPONSIBILITY AND WORK OPPORTUNITY RECONCILIATION ACT (PRWORA) OF 1996

DEPARTMENT OF HEALTH AND HUMAN SERVICES

ADMINISTRATION FOR CHILDREN AND FAMILIES

OFFICE OF FAMILY ASSISTANCE

STATES, TRIBES AND TERRITORIES

PRWORA of 1996 – Cash Assistance

- Welfare reform significantly changed the nation's social welfare system
- Replaced the entitlement program, Aid to Families with Dependent Children (AFDC), with Temporary Assistance to Needy Families
- Provided states with a TANF block grant (KS receives \$101M annually)
- Required recipients transition from welfare to work after two years on assistance and established a five-year lifetime time limit on receiving cash aid*

*Kansas has enacted more restrictive requirements

TANF BROAD PURPOSES

- Provide assistance to needy families so that children can be cared for in their own homes or in the homes of relatives
- End the dependence of needy parents on government benefits by promoting job preparation, work, and marriage
- Prevent and reduce the incidence of out-of-wedlock pregnancies
- Encourage the formation and maintenance of two-parent families

TANF WITHIN DCF

- TANF Services
 - Federal and state policy
 - Eligibility
 - TANF state plan
 - Grants, contracts and interagency agreements
- TANF Employment Services
 - Case management

CASH ASSISTANCE

The term assistance includes “cash, payments, vouchers, and other forms of benefits designed to meet a family’s ongoing basic needs (i.e., for food clothing shelter, utilities, household goods, personal care items, and general incidental expenses).” (45 CFR §260.31)

TYPICAL TANF CASH ASSISTANCE CLIENT



- Female: 87%
- Average age: 40
- Ethnicity
 - 49% White
 - 20% Black
 - 19% Hispanic/Latino
- TANF clients with earnings: 30%
- Average children per TANF case: 2
- Average length of time on TANF: 12 months

TANF IN KANSAS

June 2022



TOTAL TANF HOUSEHOLDS

2,959

TWO PARENT HOUSEHOLDS

6.04%

CHILD ONLY HOUSEHOLDS

35.41%

**ONE OR MORE ADULT
HOUSEHOLDS**

52.48%

Type of Child Only Household

52.57% Caretaker Relative

45.32% Primary Applicant receives SSI

2.11% Other (penalty, alien, etc.),

TANF IN KANSAS

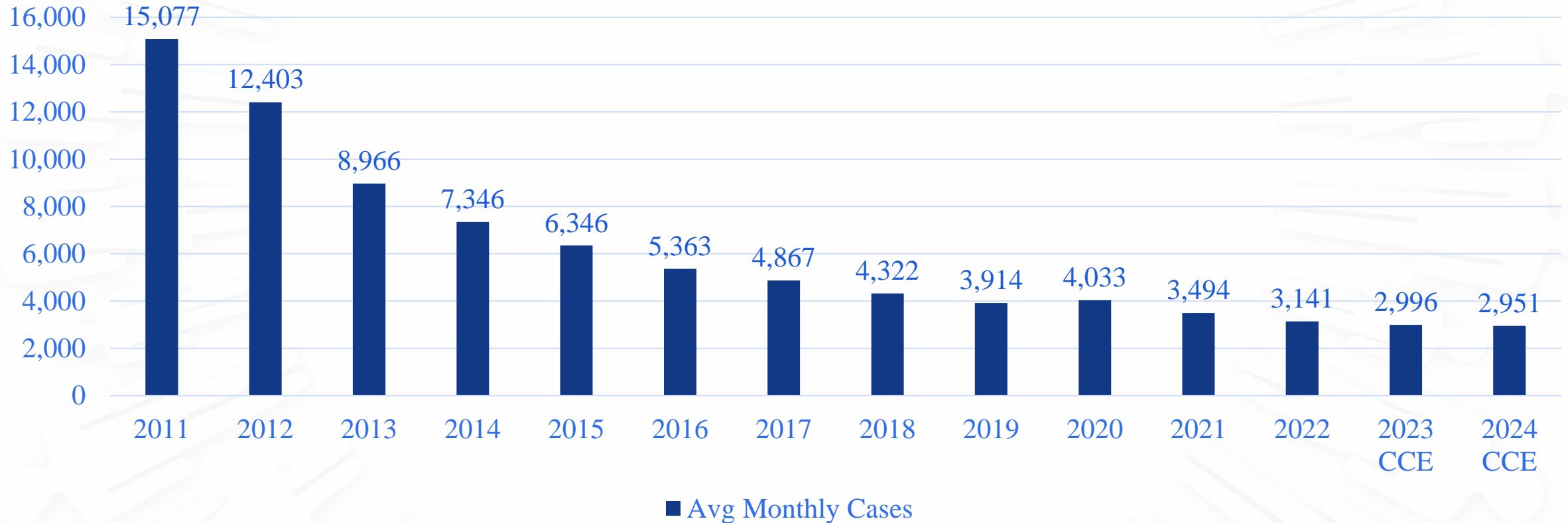


Additional June 2022 Information

AVERAGE NUMBER OF CHILDREN	2 children per TANF case
LENGTH OF TIME ON TANF Note: This excludes 0P households, which are exempt from time limits.	12 MONTHS OVERALL AVERAGE: <12 months 60.8% 12-23 months 37.95% 24-26 months 3.35% (hardship cases)
TANF FAMILIES WITH EARNINGS Note: This excludes 0P households, as income for adults is not countable.	30.54% OF TANF CASES HAVE EARNINGS
FAMILY ALSO RECEIVES CHILD CARE ASSISTANCE	10.07% OF TANF CASES
FAMILY ALSO RECEIVES FOOD ASSISTANCE	66.4% OF TANF CASES
AVERAGE AMOUNT OF TANF BENEFIT	\$264.66

TANF Cash Assistance Caseload

Avg Monthly Cases



TANF CASH ASSISTANCE CASELOAD



Fiscal Year	Average Monthly Cases	Average Monthly Persons	Avg Mo Cost per Person	Total Expenditures
2011	15,077	38,963	111.22	52,003,065
2012	12,403	31,730	110.61	42,114,608
2013	8,966	21,887	111.26	29,221,343
2014	7,346	17,681	112.03	23,770,891
2015	6,346	15,008	113.51	20,442,060
2016	5,363	12,482	112.97	16,921,420
2017	4,867	11,139	111.77	14,940,494
2018	4,322	9,605	114.03	13,143,547
2019	3,914	8,828	114.10	12,086,745
2020	4,033	9,511	111.81	12,761,625
2021	3,494	8,155	114.08	11,164,239
2022	3,141	7,363	114.70	10,133,465
2023 CCE	2,996	7,273	114.01	9,950,000
2024 CCE	2,951	7,164	114.00	9,800,000

MAXIMUM TANF CASH ASSISTANCE PAYMENTS



Persons in Plan	Rural County (Shared/Non-Shared Living Arrangement)	High Cost County (Shared/Non-Shared Living Arrangement)	High Population County (Shared/Non-Shared Living Arrangement)	High Cost High Population County (Shared/Non-Shared Living Arrangement)
1	168/224	170/229	175/241	186/267
2	263/309	265/314	271/326	284/352
3	349/386	352/391	359/403	375/429
4	421/454	425/459	432/471	449/497
5+	Add \$61 to each column for each additional person.			

TANF CASH ASSISTANCE APPLICATION

- Application Submission and Eligibility Determination
 - Online
 - Face-to-Face
 - Fax
 - Email
 - Drop-Off
 - Postal Mail
 - Helping Agencies
 - Amazon Connect / Phone

TANF CASH ASSISTANCE ELIGIBILITY

- Non-financial
 - Residency and citizenship/qualified non-citizen status
 - Kansas resident
 - U.S. citizen, legal alien, or qualified alien
 - Minor child
 - Unborn
 - Under 18 years of age
 - Age 18 and working toward attainment of a high school diploma or its equivalent

TANF CASH ASSISTANCE ELIGIBILITY

- Non-financial
 - Mandatory Filing Unit (MFU)
 - The child for whom assistance is requested
 - Blood related and adoptive minor siblings of the child or unborn
 - The parent, and spouse of the parent, of all children included in the MFU
 - Cohabiting boyfriend/girlfriend living with the person legally responsible for the child*
 - The children of any person mandated in the MFU

TANF CASH ASSISTANCE ELIGIBILITY

- Non-financial
 - Cooperation with Child Support Services*
 - Lifetime limits*
 - 24-month lifetime limit
 - Hardship status (additional 12 months of eligibility)
 - Caretaker of disabled household member
 - Long-term disability
 - Domestic violence/sexual assault
 - PPS
 - Executive review

TANF CASH ASSISTANCE ELIGIBILITY



- Non-financial
 - Cooperation with TANF Employment Services
 - Work Participation

	ONE-PARENT FAMILY	TWO-PARENT FAMILY
Minimum Total Hours	30 hours per week 20 hours per week if responsible for a child under age 6	35 hours per week 55 hours per week if the family receives child care assistance
Core Activities: unsubsidized employment, subsidized private-sector employment, subsidized public sector employment, work experience, on-the-job training, job-search and job-readiness assistance, community service programs, vocational education training	At least an average of 20 of the 30 hours per week must be from core activities	At least an average of 30 of the 35 hours (or 50 of the 55 hours) per week must be from core activities.
Noncore Activities: job-skills training directly related to employment, education directly related to employment (for TANF recipients who have not received a high school diploma or GED), satisfactory attendance at a high school or in a course of study leading to a GED	Beyond 20 hours per week in core activities, participation in noncore activities may be counted.	Beyond 30 hours per week in core activities, participation in noncore activities may be counted.

TANF CASH ASSISTANCE ELIGIBILITY

- Non-financial
 - Suspicion Based Drug Testing (SBDT)
 - Mandatory for TANF applicants, recipients and payees when there appears to be unlawful use of a controlled substance
 - Testing Positive
 - 1st: individual must complete substance use disorder treatment and skills-based training
 - 2nd: individual is ineligible for 12 months, and must complete substance use disorder treatment and skills-based training to regain eligibility
 - 3rd: lifetime ineligibility for the individual

TANF CASH ASSISTANCE ELIGIBILITY

SUSPICION BASED DRUG TESTING

	JAN-MAR 2022	APR - JUN 2022	JUL - SEP 2022	OCT - DEC 2022
Total Positive	11	19	22	16
% of Total TANF Adults	0.17%	0.32%	0.38%	0.29%
Total Negative	20	24	26	26
% of Total TANF Adults	0.30%	0.41%	0.45%	0.47%
Total Refused	14	13	10	10
% of Total TANF Adults	0.21%	0.22%	0.17%	0.18%
Total Awaiting Results	0	0	0	2
% of Total TANF Adults	0.00%	0.00%	0.00%	0.04%
Total TANF Adults	6,599	5,861	5,727	5,508

TANF CASH ASSISTANCE ELIGIBILITY

- Financial
 - Income
 - TANF benefits are not calculated based on a percentage of the Federal Poverty Level (FPL) like many other assistance programs. Typically, the monthly benefit amounts represent 24-27% of the FPL.
 - Most earned and unearned incomes are countable including:
 - Wages
 - Child Support
 - Social Security Benefits
 - Resources
 - \$2,750 limit

VERIFYING CASH ASSISTANCE ELIGIBILITY

- Verifications
 - Identity of each adult in the Mandatory Filing Unit
 - Gross non-exempt income for each adult in the Mandatory Filing Unit
 - Disability
 - Resources
 - U.S. citizenship / non-citizenship status

VERIFYING CASH ASSISTANCE ELIGIBILITY

- Verifications
 - Cooperation with Child Support Services
 - Social Security Numbers
 - Relationship to the child in all non-parental situations
 - School enrollment for children age 7 through 18
 - School enrollment for children age 18 and working toward a high school diploma or GED

ELIGIBILITY INTERFACES

- Interfaces
 - Lexis Nexis
 - The Work Number/TALX
 - Social Security System
 - Public Assistance Reporting Information System (PARIS)
 - Systematic Alien Verification for Entitlements (SAVE)
 - Kansas Lottery
 - Kansas Department of Labor

ELIGIBILITY INTERFACES

- Interfaces
 - Kansas Department of Commerce
 - Kansas Department of Corrections
 - Kansas Child Support Services
 - Kansas Eligibility and Enforcement System (KEES)
 - Kansas Adult Supervised Population Electronic Repository (KASPER)
 - National Directory of New Hires (NDNH)
 - Electronic Disqualified Recipient System (eDRS)

TANF CASH ASSISTANCE DELIVERY

- Electronic Benefit Transfer (EBT)
 - Examples of prohibited uses*
 - Purchases at points of sale outside of the state of Kansas
 - Alcohol
 - Cigarettes/tobacco products
 - Lottery tickets
 - Nail salon
 - Spa
 - Sexually oriented adult materials

TANF CASH ASSISTANCE COMPLIANCE

- Federal reporting
 - TANF State Plan (submitted every three years)
 - Describes TANF funded programs and services
 - ACF-196R: Financial Report Form (submitted quarterly)
 - Cumulative transfers, expenditures, and unliquidated obligations
 - ACF-199 and ACF-209: TANF and SSP-MOE Data (submitted quarterly)
 - Information on families receiving and formerly receiving assistance
 - ACF-202: Caseload Reduction Report (submitted annually)
 - Calculates TANF caseload reduction
 - ACF-204: Report on TANF and State MOE Programs (submitted annually)
 - Information on benefits and services

TANF CASH ASSISTANCE FRAUD CONTROLS

- Legislative Post Audit (2022)
 - 2021 TANF application and transaction data
 - TANF review results (11/29/2022)
 - No evidence of unallowable point-of-sale purchases
 - No significant evidence of imposter fraud

TANF CASH ASSISTANCE FRAUD CONTROLS

- Single State Audit (2022 – 2023)
 - SFY2022
 - Key review categories
 - Activities allowed or unallowed, allowable costs/cos principles
 - Cash management
 - Eligibility
 - Equipment and real property management
 - Matching, level of effort, earmarking
 - Reporting
 - Subrecipient monitoring

TANF CASH ASSISTANCE EFFECTIVENESS

PERFORMANCE MEASURE	FY2019	FY2020	FY2021	FY2022
Percent of families losing TANF due to employment who continue to receive food assistance, transitional assistance, and child care assistance	94.0%	88.0%	70.8%	75.0%
Percent of TANF recipients referred to substance abuse disorder services with a successful discharge from services	65.0%	77.0%	71.0%	72.0%

TANF CASH ASSISTANCE EFFECTIVENESS

- Project IMPROVE: Improving Program Outcomes Via Evidence-Based Technical Assistance (Mathematica)
- Ascend Two-Generation (2Gen) Network Partner (Aspen Institute)

TANF SPENDING IN KANSAS

- Transfers Out from TANF
- Administration
- Client Support
- Competitive Grants
- Non-Competitive Grants

TANF TRANSFERS OUT



	FY2022 ACTUAL	FY2023 ESTIMATE	FY2024 ESTIMATE
Child Care & Development Fund	-	-	-
Social Services Block Grant	10,147,768	10,147,770	10,147,770
Kansas Preschool Program (KSDE)	4,132,317	4,132,317	4,132,317
Project Impact (KS State University)	236,063	236,063	236,063
Kansas Children's Council/Trust Fund	-	800,000	-
TOTAL	14,516,148	15,316,150	14,516,150

TANF EXPENDITURES



ADMISTRATIVE SUPPORT	FY2022 ACTUAL	FY2023 ESTIMATE	FY2024 ESTIMATE
Central Office Administration	2,179,948	2,541,391	2,672,488
Information Technology	1,054,873	1,011,850	977,446
KEES Project	390,663	518,075	444,124
Regional Offices	8,960,494	8,800,990	8,630,478
Federal Claim Reconciliation/Encumbrance Releases	(2,664,427)	-	-
TOTAL	9,921,551	12,872,306	12,724,536

TANF EXPENDITURES



CLIENT SUPPORT	FY2022 ACTUAL	FY2023 ESTIMATE	FY2024 ESTIMATE
TANF Cash Assistance	10,133,465	9,950,000	9,800,000
TANF Non-Recurrent Benefits	4,945,570	185,289	-
TANF Employment Services	2,228,028	2,833,140	3,181,267
GOALS (SNAP Work Program)	1,180,328	1,327,849	1,456,953
TOTAL	18,487,391	14,296,278	14,438,220

TANF EXPENDITURES

COMPETITIVE GRANTS	FY2022 ACTUAL	FY2023 ESTIMATE	FY2024 ESTIMATE
Domestic Violence Services	1,335,993	1,333,993	1,333,993
Urban Scholastic Center	346,578	355,107	344,753
Connections to Success	656,969	636,314	615,514
International Rescue Committee	525,141	355,952	365,201
Lawrence/Douglas County Public Health	150,354	-	-
Mental Health Association of SC Kansas	286,669	314,669	318,669
The Mirror, Inc.	308,997	589,699	589,699
TOTAL	3,610,701	3,585,734	3,567,829

TANF EXPENDITURES

NON-COMPETITIVE AWARDS	FY2022 ACTUAL	FY2023 ESTIMATE	FY2024 ESTIMATE
Heartland RADAC	1,784,687	2,141,624	2,141,624
KS Alliance of Boys and Girls Clubs	2,600,000	2,600,000	2,600,000
Jobs for America’s Graduates	5,378,441	5,378,441	5,378,441
Communities in Schools	2,799,157	2,616,806	2,631,469
Healthy Families Program (KCSL)	3,000,000	3,000,000	3,000,000
Project Rise (KVC)	750,000	750,000	750,000
Kansas Early Head Start	5,272,670	5,233,327	5,233,327
Youthrive	307,584	306,206	306,206
Families First	43,439	500,000	500,000
Foster Care	31,533,652	30,510,237	30,682,569
Family Preservation	3,403,098	4,494,797	4,494,797
TOTAL	56,872,728	57,531,438	57,718,433

MAINTENANCE OF EFFORT REQUIREMENTS

- Federal block grant funds
- Maintenance of Effort (MOE)
 - As a condition of receiving its federal TANF funds, each state's annual spending on TANF-related programs must equal at least 80% of its spending on Aid to Families with Dependent Children (AFDC) and related programs in 1994.
 - States that meet the work participation rates (both the all-family rate and the two-parent family rate) need only spend 75% of what they spent in 1994.

MAINTENANCE OF EFFORT



SOURCE	FFY22 MOE
Child Care MOE	6,673,024
State EITC	34,996,238
Family Preservation	108,502
Employment Services	-
Four-Year-Old At-Risk Program	21,683,280
TOTAL	63,461,043
80% MOE Requirement	65,790,382
75% MOE Requirement	61,678,483
Excess/(Deficit)	1,782,560

QUESTIONS
