



Department for Children
and Families

Strong Families Make a Strong Kansas

**House Social Service
Budget Committee**

Budget Overview

February 14, 2019

**Laura Howard
Acting Secretary, Kansas Department
for Children and Families**

**Dan Lewien, Chief Financial Officer
Rebekah Gaston, Policy Director**

Chairman Carpenter, Vice Chair Mastroni, Ranking Minority Member Ballard and members of the Committee:

Thank you for the opportunity to provide additional testimony to the committee. On January 24, 2019, I provided an overview of the Agency's programs and the Budget. Today I will provide more detail about the Governor's budget recommendations, follow-up from last years appropriation bill, and other issues and needs of the Agency.

We look forward to working with you on the DCF budget to secure the funding needed to meet our mission.

Governor's Supplementals & Enhancements

- The Governor's budget included 4 supplementals/enhancements for FY2019 and FY2020 in addition to the approved SGF in the base budget.
- 1. Added 52 additional child welfare positions over 2 years
- 2. Funded the new Families First Prevention Services Act
- 3. Expanded Family Preservation Services
- 4. Provided upgrades to the KEES system

Total supplemental and enhancement additions:

FY 2019 \$5,044,175 All Funds, \$2,836,425 SGF

FY 2020 \$20,766,953 All Funds, \$13,155,420 SGF

Enhancement 1, Additional Positions for Child Welfare

- Positions will be added throughout the state to improve timeliness in the PRC, reduce caseloads for DCF investigation staff, reduce caseloads for foster care and adoption workers, and provide oversight and administration.
- A majority of the new positions will be social workers.
- This enhancement funds DCF positions. Additional foster care front line staff will be added as part of the new child welfare awards.
- FY 2019: 26 positions partial year, \$831,052 AF, \$802,296 SGF
- FY 2020: 26 addit. to total 52, \$3,287,008 AF, \$3,173,276 SGF

Recruitment Efforts

- It has been a challenge to recruit and maintain quality child welfare staff. The following efforts should help DCF recruit and maintain the needed staff.
- Budgeted for 80 social work practicums students per year
 - Budgeted at \$3,000 each
 - Each Region is allocated 20 positions
 - Goal is to hire full-time after graduation
 - This is in progress and proving to be successful. 5 of the current 9 students in the KC region applied for full time employment.

Recruitment Efforts (Continued)

- Budgeted \$400k for recruitment & retention efforts
 - Pay for Advertising. Online tools and traditional adds
 - Pay for license renewals
 - Pay for BSRB exams & study guides
 - Participate in Job Fairs
 - Contract with recruitment company
 - Fund Social Worker Appreciation Month activities
- Applied for a grant with KU
 - Provides specialized training and support for staff
 - Paid stipends
 - 5 states will be selected and announced in late spring.

Enhancement 2, Families First Prevention Services Act (FFPSA)

- Added funding FFPSA
 - Total FY 2019: \$537,518 AF, \$452,516 SGF
 - Total FY 2020: \$9,296,216 AF, \$6,928,295 SGF
 - Funding related to 3 different areas
 - 1. Evidence based prevention programs, \$6.5m SGF, \$8.8m AF in FY20 (potentially up to \$13m AF when fully implemented).
 - Funding for eligible prevention will have 50% federal match. However, SGF may be higher in the first year for start-up costs or programs not on the clearing house.
 - 2. Substance abuse treatment child placements, \$18k SGF, \$36k AF FY19, \$37k SGF, \$73k AF FY20
 - 3. Background checks & licensing. \$435k SGF, \$502k AF FY19, \$392k SGF, \$452k AF FY20. 3 FTE

Families First Prevention Services Act Overview

- New federal law allows states to use Title IV-E federal matching funds to provide up to 12 months of prevention services to children at risk of entering state custody.
 - Prevention services must be on the National Clearing House, trauma informed, and either promising, supported or well supported.
 - Mental health services
 - Substance use treatment
 - In-home parenting skill training
 - Kinship navigation supports

Families First Prevention Services Act Overview

(Continued)

- DCF to hold March community meetings about FFPSA and issue a Request for Information around grant opportunities.
- Establishes requirements and guidelines for length of stay for placements that are not a family based setting.
 - Encourages family based placements unless treatment in a facility is needed.
 - Qualified Residential Treatment Program (QRTP.)
 - Independent assessor of the need for QRTP.
 - Court review within 60 days to approve or disapprove placement in institutional care. (HB 2103)

Enhancement 3, Family Preservation Expansion

- Additional Children's Initiative Funds (CIF) were added to the Family Preservation Program to serve additional families that are at risk of having a child removed from the home.
- This increases the current program from \$10.8 million AF to \$11.9 million
- This will allow additional families to be served and additional services to be provided in the new awards.
- Current average cost per family is \$4,507 so this funds about 241 additional families.
- FY 2020 only: \$1,086,705 CIF

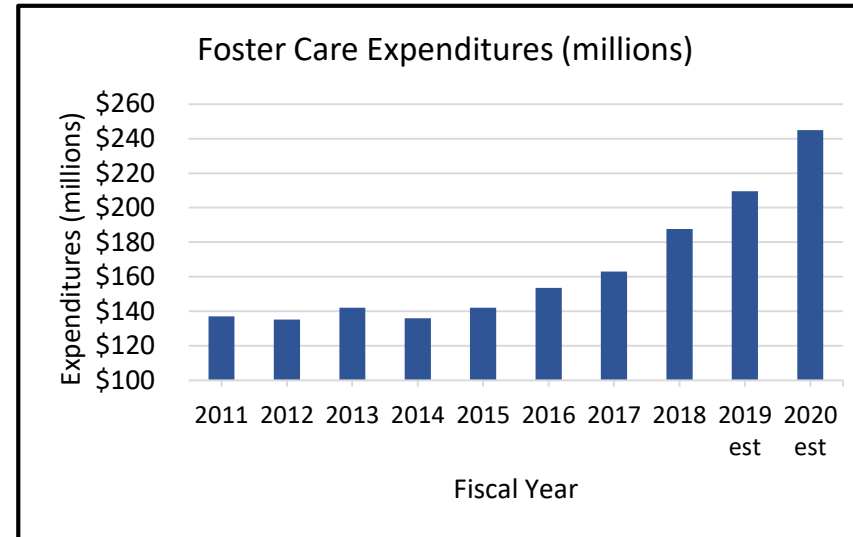
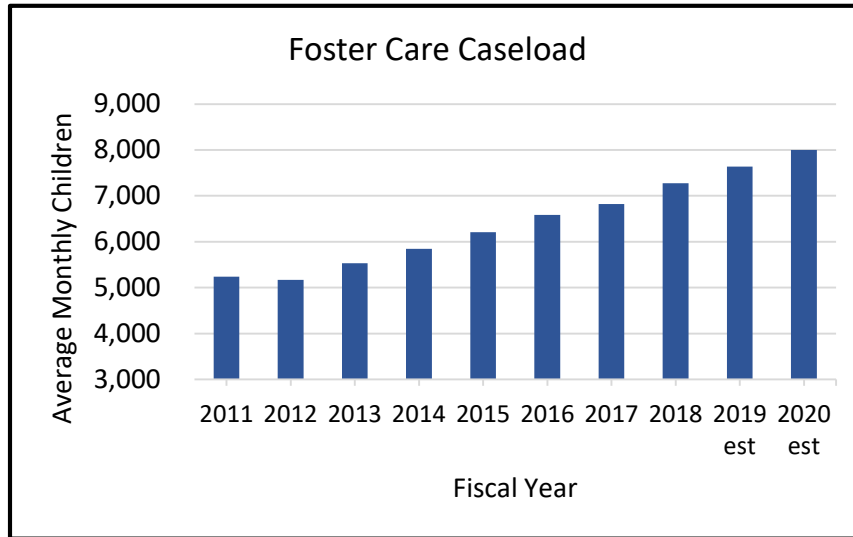
Enhancements 4, Kansas Eligibility Enforcement System (KEES) Upgrade

- This covers application software upgrade and migration to the cloud
- This funding provides the needed improvements to the system that determines eligibility for several DCF programs.
- KDHE has the budget for Medicaid related expenses. Funding for upgrades related to medical programs was added last year but nothing was added for non-medical program expenses.
- The upgrade has to be completed for all programs at the same time so KDHE has not been able to proceed.
- FY 2019: \$3,675,605 All Funds, \$1,581,613 SGF
- FY 2020: \$7,097,024 All Funds, \$3,053,849 SGF

Foster Care Consensus Caseload Addition

- In addition to the enhancements, the Governor's Budget includes additional funding from the Fall 2018 Consensus Caseload for foster care.
- An increase of \$3.7 million SGF, -\$0.5m AF in FY 2019 and \$27.5 million SGF, \$35.5m AF in FY 2020 to the Foster Care program.

The Increasing Foster Care Caseload



Fiscal Year	Average Monthly Children	Percent Change	Average Monthly Cost per Child	Percent Change	Expenditures	Percent Change
2011	5,237	2.7%	\$2,181	0.6%	\$137,029,648	3.4%
2012	5,170	-1.3%	\$2,178	-0.1%	\$135,153,724	-1.4%
2013	5,531	7.0%	\$2,141	-1.7%	\$142,079,066	5.1%
2014	5,845	5.7%	\$1,938	-9.5%	\$135,912,260	-4.3%
2015	6,209	6.2%	\$1,907	-1.6%	\$142,106,090	4.6%
2016	6,586	6.1%	\$1,944	1.9%	\$153,619,045	8.1%
2017	6,825	3.6%	\$1,991	2.4%	\$163,070,689	6.2%
2018	7,274	6.6%	\$2,149	7.9%	\$187,586,991	15.0%
2019 est	7,635	5.0%	\$2,287	6.4%	\$209,500,000	11.7%
2020 est	8,000	4.8%	\$2,552	11.6%	\$245,000,000	16.9%

Plan to Reduce Children in Foster Care

- Amplify prevention programs through requests for proposals of grants related to opportunities with Family First Prevention Services Act (FFPSA.)
- Strengthen practice approaches in assessment and family engagement to identify community and family alternatives to out of home placement.
 - Risk Removal Staffing and Structured Decision Making
 - Family Team Decision Making
 - Kinship Navigation supports

Plan to Reduce Children in Foster Care (Continued)

- Continue case review staffing techniques such as Rapid Permanency Review to identify and break down barriers to adoption and reintegration.
- Data review and action planning regarding children who experience barriers to legal permanency of adoption
- Increase children placed with relatives
- Amplify connections between birth parents and caregivers at time of entry into care for continuity and progress toward permanency
- Review and Implement CWTF Recommendations

Last Session Appropriation Items (FY 2019)

- Reduce Shrinkage in the PRC & Regional Offices
 - \$2.7m AF's, \$2.6m SGF
 - Allowed DCF to fill critical positions more timely.
- Added 20 FTE to Social Service Field Staff
 - \$1.0m AF's, \$810k SGF
 - Allowed DCF to hire additional front end staff. These 20 FTE were distributed to the Regions based on caseload.
 - West Region 2 FTE, Kansas City Region 10 FTE, East Region 2 FTE, and Wichita Region 6 FTE
- Added Additional Funding for Fingerprinting & Background Checks
 - \$662k AF's, \$584k SGF
 - Allows DCF to complete all required checks timely

Last Session Appropriation Items (FY 2019)

-continued

- TANF to fund eligible family preservation efforts
 - \$2.0m TANF, \$0 SGF
 - \$960k is being awarded for truancy prevention programs
 - \$1.04m is still under consideration for a homelessness program or other TANF eligible program.
- Funding for crisis beds for foster care children.
 - \$500k AF's, \$335k SGF
 - Money added to keep children out of providers' offices.
 - Working to determine most effective options.
- Funding for 1 additional investigator and other costs related to locating missing children
 - \$150k AF's, \$121.5k SGF
 - Hired a second investigator to find children.
 - Included funding for OOE, transportation, and special efforts to find children.

Last Session Appropriation Items (FY 2019)

-continued

- Expansion of Job's for America's Graduates (JAG)
 - \$1.35m TANF, \$0 SGF
 - Award was increased from \$4.40m to \$5.75m allowing for more children to be served
- Additional CIF for Family Preservation
 - \$80,745 AF's, \$0 SGF
 - Reinstated a prior year reduction
 - Allowed DCF to increase the number of families referred for services
- Additional Funding for Communities in Schools
 - \$300k TANF, \$0 SGF
 - Increased grants from \$1.4 m to \$1.7m
 - Allowed grantees to serve more clients

Last Session Appropriation Items (FY 2019)

-continued

- Additional funding for Boys & Girls Club, YMCA, & Parks & Recreation after school programs
 - \$1.0m TANF, \$0 SGF
 - Half of the increase was designated for Boys & Girls Clubs
 - Grant award to KS Alliance of Boys & Girls Clubs was increased by \$500k
 - Remaining \$500k is pending to be awarded to Parks & Rec. after school programs
- Additional Funding for Kidzlit
 - \$1.0m TANF, \$0 SGF
 - Increased Grants from \$900k to \$1.9m allowing more kids to be served

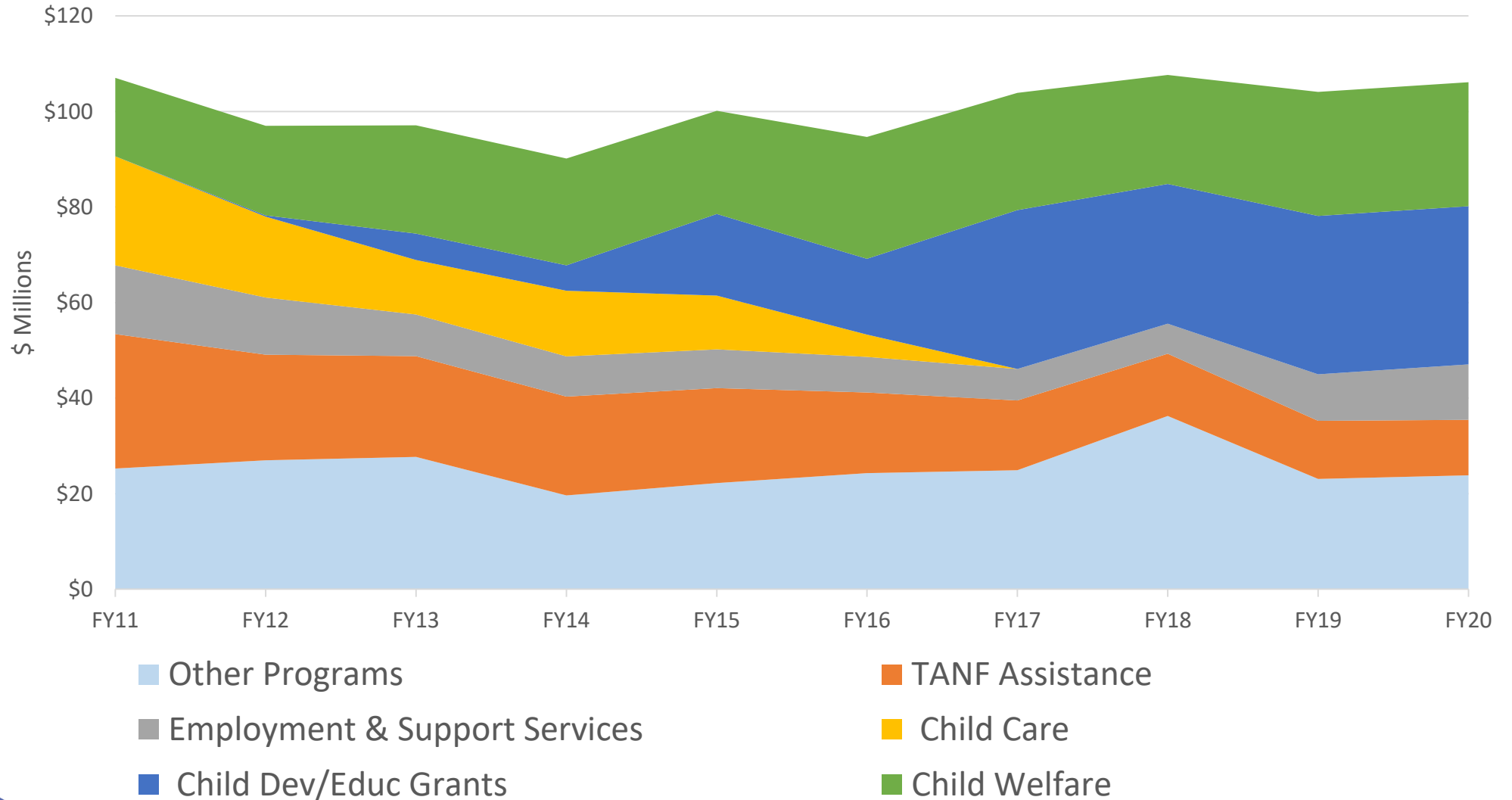
Last Session Appropriation Items (FY 2019)

-continued

- **Partial funding for CCWIS planning and feasibility study**
 - \$750k AF's, \$375k SGF (50/50 enhanced funding)
 - This is the FY2019 portion of the \$2m expected cost for the feasibility and planning costs to prepare for development.
 - Following is a summary of what this \$2m will cover.
 - Feasibility study
 - Completion of an Implementation Advance Planning Document (IAPD), required to secure enhanced Federal Financial Participation
 - Completion of the high level CITO plan required by the State
 - Completion of the Request for Proposal (RFP)
 - Development of a roadmap of operational decisions pending completion of the new system.
 - The FY2020 portion was not added in the GBR and will be needed to complete the planning work.
- **Increased payments for relative & kinship placements**
 - \$5.5m AF's, \$3.3m SGF
 - Funds were added to allow all unlicensed relative and kin placements to receive \$10 per day for children in their care. This standardized and increased the amount from an average of \$4 per day.
 - Increase was implemented effective October 1, 2018

TANF Expenditures

Major TANF Expenditures and Transfers (\$millions)



TANF Budget

Program	FY 2018	FY 2019	FY 2020
Child Dev/Educ Grants			
Kansas Reading Roadmap	9,790,950	9,840,950	9,840,950
Jobs for America's Graduates	4,643,359	5,754,481	5,754,481
KEHS TANF Funded	4,937,376	4,694,303	4,694,303
Kansas Preschool Prog. (KSDE Transfer)	4,132,317	4,132,317	4,132,317
Childhood Home Visitation	2,256,695	3,000,000	3,000,000
Kidzlit/KS Alliance of Boys and Girls Clubs	877,725	1,877,725	1,877,725
Communities in Schools	1,453,467	1,731,924	1,731,924
Smartmoves	227,739	719,435	719,435
B&G/YMCA/Parks & Rec After School	-	500,000	500,000
Project Impact (KSU Transfer)	225,753	237,979	237,979
Urban Scholastic Center	109,253	228,455	228,455
EPIC Skillz	188,583	208,464	208,464
Accelerating Opportunity (BOR Transfer)	150,000	175,000	175,000
Reading Roadmap Evaluation	245,163	51,982	-
Subtotal	29,238,380	33,153,015	33,101,033
Child Welfare			
Foster Care	17,686,522	19,137,506	19,163,408
Family Preservation	4,914,602	6,494,797	6,494,797
FC Independent Living	253,809	304,073	304,073
Subtotal	22,854,933	25,936,376	25,962,278
TANF Assistance			
TANF Cash Assistance	13,025,931	12,200,000	11,600,000
TANF Diversion	1,970	-	-
Subtotal	13,027,901	12,200,000	11,600,000

Program	FY 2018	FY 2019	FY 2020
Administration, Field Staff & IT			
Regional Offices	8,718,969	8,124,841	8,527,995
Central Office Administration	1,724,804	2,213,465	2,414,541
Information Technology	613,853	506,451	608,223
KEES Project	1,689,498	433,074	535,375
Subtotal	12,747,124	11,277,831	12,086,134
Social Services Block Grant	15,191,285	10,147,770	10,147,770
Employment and Support Services			
SNAP Work Program	-	3,749,618	5,514,316
TANF Employment Services	2,840,764	2,563,589	2,653,530
Substance Abuse Case Management	1,784,687	1,784,687	1,784,687
Domestic Violence Services	1,648,811	1,638,569	1,638,569
Subtotal	6,274,262	9,736,463	11,591,102
Healthy Families			
Fathering Initiative	1,427,828	1,421,056	1,421,056
FBCI TANF Grants	-	200,000	200,000
Subtotal	1,427,828	1,621,056	1,621,056
Claim Reconciliation & Misc	6,892,376	-	-
Total	107,654,089	104,072,511	106,109,373

TANF Estimated Ending Balances

<u>Fiscal Year</u>	<u>TANF Ending Balance</u>
2009	\$45.3
2010	17.4
2011	37.4
2012	41.6
2013	48.8
2014	59.4
2015	61.2
2016	68.5
2017	65.8
2018	59.5
2019 est	56.9
2020 est	52.3
2021 est	47.5
2022 est	42.5
2023 est	37.3
2024 est	32.0
2025 est	26.4
2026 est	20.7
<u>2027 est</u>	<u>14.8</u>